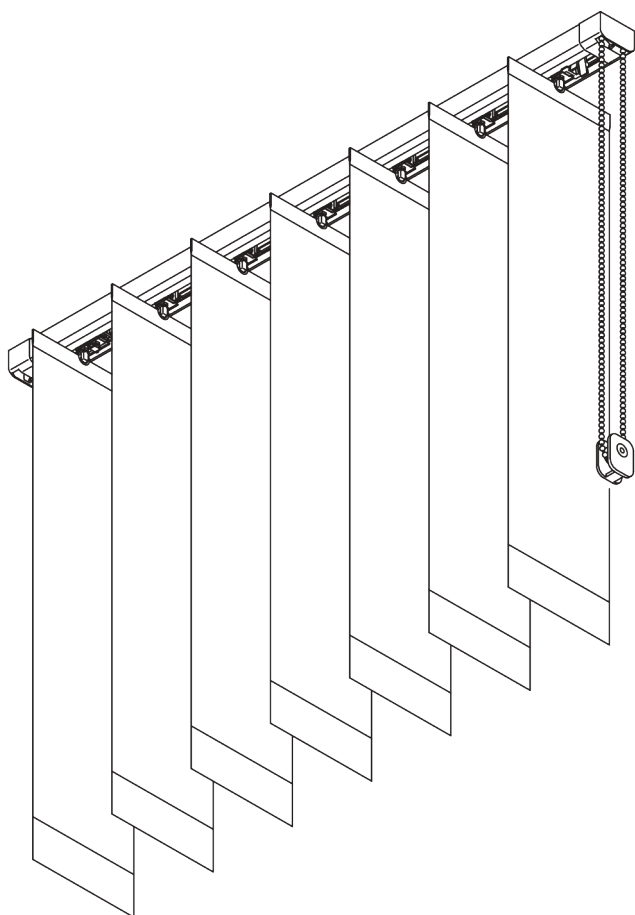


SG 2810



INFORMATION PRODUIT

- **Mode de commande:** Tirage chaînette
- **Gamme:** S - M
- **Installation:** Plafond, murale, encastrée
- **Couleurs:** **Blanc:** RAL 9016 ou Aluminium, couleurs spéciales possibles
- **Tissus:** Se référer à la collection tissu Silent Gliss

Caractéristiques:

- Contrôle optimisé de la lumière
- Chaînette mono contrôle
- Débrayage de protection en fin de course
- Bandes tissu largeur 127 mm (standard) et 89 mm
- Vertical Waves

- Cintrable

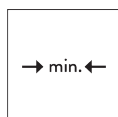
08/2024/V1

SPÉCIFICATION SYSTÈME

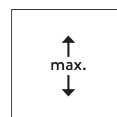
A. DIMENSIONS SYSTÈME



127 mm bandes: 5 m
89 mm bandes: 3.8 m



40 cm








4 m









200 g par bande

Largeur max. du système

		
	127 mm 89 mm	5 m 3.8 m
	127 mm 89 mm	4 m 3.1 m
	127 mm 89 mm	4 m 3.1 m

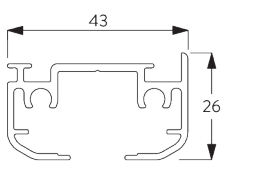
Dimensions du paquet de bandes

										
		100	150	200	250	300	350	400	450	500
127 mm		27	35	42	50	57	65	72	80	87
		21	25	28	32	36	39	43	47	50
89 mm		29	40	50	60	69	80			
		20	25	30	35	39	45			

(cm)

B. PROFIL

Profil et information de cintrage

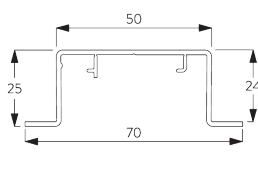


SG 2601

Profil



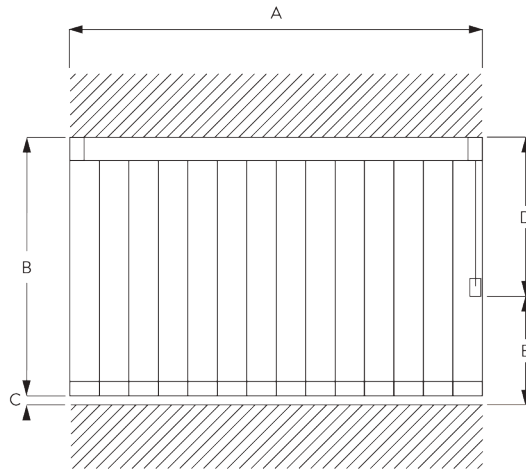
Rayon:
>75 cm



SG 2615

Profil d'encastrement

C. PRISE DE MESURE



A: Largeur système

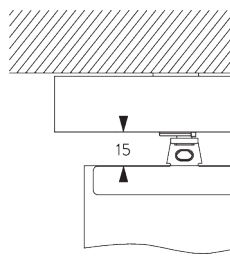
B: Hauteur système

C: Distance entre bas des bandes et le sol

D: Hauteur chaînette

E: Poulie de sécurité SG 10731 à 150 cm minimum du sol

Passage de lumière

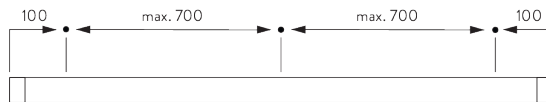


INSTALLATION

A. INSTRUCTION DE POSE

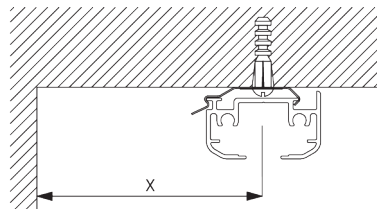
Pour des informations détaillées, se référer au site web Silent Gliss.

Points de fixation



B. FIXATION PLAFOND

Support SG 2616



Distance minimum du mur à respecter

X mm

89 mm

65

127 mm

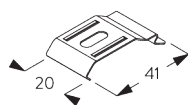
85

Vertical Waves 89 mm

115

Vertical Waves 125 mm

140

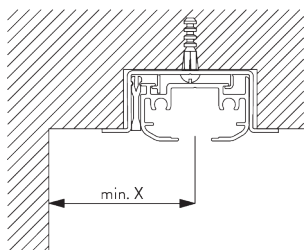


SG 2616

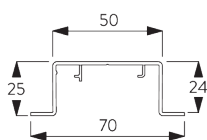
Support plafond

C. FIXATION ENCASTRÉE

Profil d'encastrement SG 2615

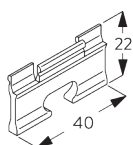


Le profil d'encastrement ne peut pas être cintré!
Une cale de blocage SG 5118 par point de fixation
Pour le détail d'installation du profil d'encastrement se
référer au site Silent Gliss.



SG 2615

Profil d'encastrement



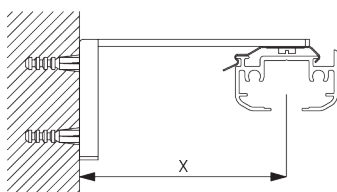
SG 5118

Pièce de blocage

Distance minimum du mur à respecter	X mm
89 mm	65
127 mm	85
Vertical Waves 89 mm	115
Vertical Waves 125 mm	140

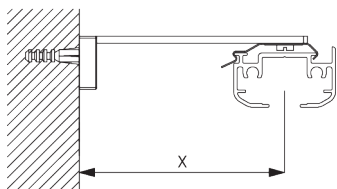
D. FIXATION MURALE

Smart Fix



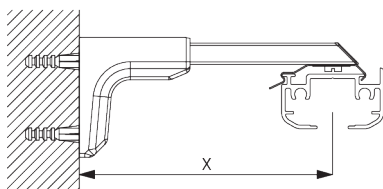
Smart Fix SG 11201 - SG 11204 et support SG 2616

Vis SG 10395 (M4x6) nécessaire



Square Smart Fix SG 11211 - SG 11214 et support SG 2616

Vis SG 10395 (M4x6) nécessaire



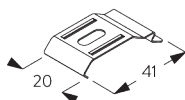
**Universal Smart Fix SG 11154 - SG 11156 et support
SG 2616**

Vis SG 10492 (M4x8) nécessaire

Smart Fix	X mm
SG 11201 / SG 11211	72
SG 11202 / SG 11212	92
SG 11203 / SG 11213	112
SG 11204 / SG 11214	142
SG 11154	102 - 130
SG 11155	132 - 160
SG 11156	182 - 210

Distance minimum du mur à respecter

89 mm	65
127 mm	85
Vertical Waves 89 mm	115
Vertical Waves 125 mm	140



SG 2616

Support plafond



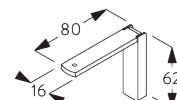
SG 10395

Vis M4X6



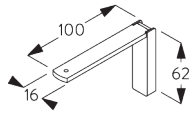
SG 10492

Vis M4x8

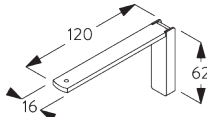


SG 11201

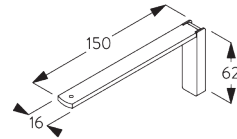
Smart Fix 80 mm



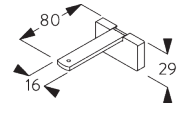
SG 11202
Smart Fix 100 mm



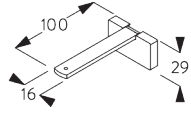
SG 11203
Smart Fix 120 mm



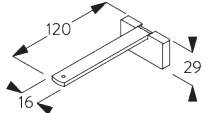
SG 11204
Smart Fix 150 mm



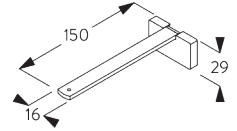
SG 11211
Square Smart Fix 80 mm



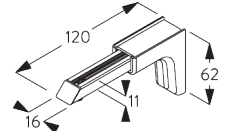
SG 11212
Square Smart Fix 100 mm



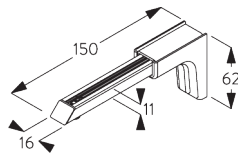
SG 11213
Square Smart Fix 120 mm



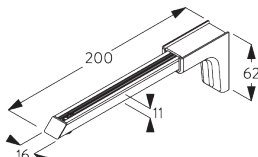
SG 11214
Square Smart Fix 150 mm



SG 11154
Universal Smart Fix 120 mm



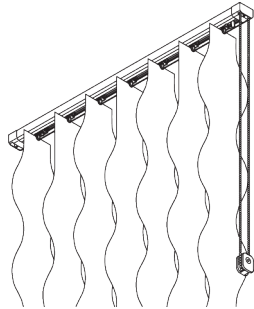
SG 11155
Universal Smart Fix 150 mm

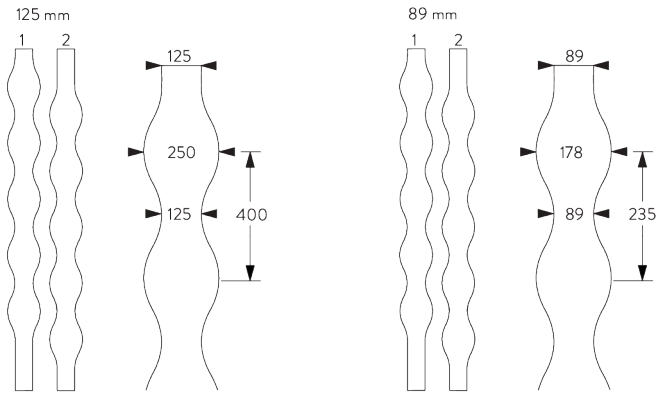


SG 11156
Universal Smart Fix 200 mm

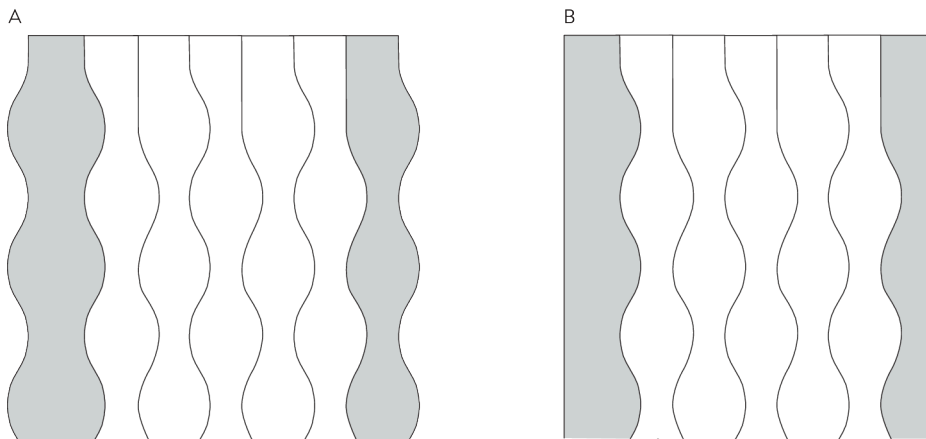
OPTIONS SYSTÈME

A. VERTICAL WAVES





3D Vertical Waves disponibles uniquement en bandes de 125 mm

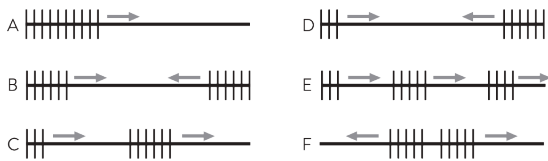


Finition coté mur

A: Finition ondulée

B: Finition droite

B. OPTIONS DE STOCKAGE



A: paquet unique dans une direction

B: 2 paquets dans deux directions opposées

C: 2 paquets asymétriques dans une direction

D: 2 paquets asymétriques dans deux directions

E: plusieurs paquets asymétriques dans une direction

F: stockage central

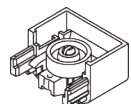
ACCESSOIRES

A. ACCESSOIRES STANDARDS



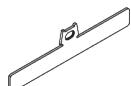
SG 2601

Profil



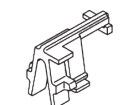
SG 2604

Poulie



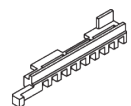
SG 2605

Plaque du haut 127 mm



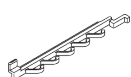
SG 2610

Fixateur



SG 2611

Arrêt




SG 2612

Frein



SG 2616

Support plafond



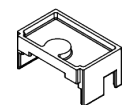
SG 2620

Conducteur



SG 2623

Set d'élément de rotation 127 mm



SG 2627

Cache



SG 2865

Raccord de chaîne ø 4.6 mm



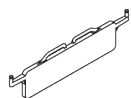
SG 2872

Chaîne à boules PVC ø 4.6 mm



SG 2888

Chaînette pour bandes 127 mm



SG 2892

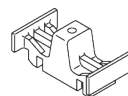
Plaque de lestage 127 mm



SG 10731

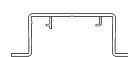
Poulie de sécurité pour chaînette & cordon

B. ACCESSOIRES EN OPTION



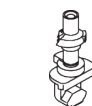
SG 2608

Fixateur



SG 2615

Profil d'encastrement



SG 2618

Axe pivotant



SG 2624

Set d'élément de rotation 100 mm



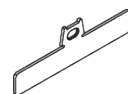
SG 2625

Set d'élément de rotation 89 mm



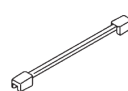
SG 2735

Clip



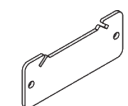
SG 2813

Plaque du haut 89 mm



SG 2881

Ressort



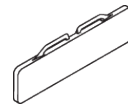
SG 2884

Plaque de lestage 89 mm



SG 2889

Chaînette pour bandes 89 mm



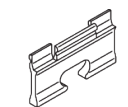
SG 2890

Plaque de lestage 127 mm



SG 3340

Contrepoids




SG 5118

Pièce de blocage



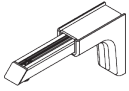
SG 10395

Vis M4X6



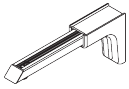
SG 10492

Vis M4x8



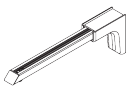
SG 11154

Universal Smart Fix 120 mm



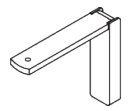
SG 11155

Universal Smart Fix 150 mm



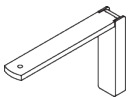
SG 11156

Universal Smart Fix 200 mm



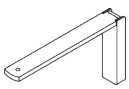
SG 11201

Smart Fix 80 mm



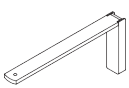
SG 11202

Smart Fix 100 mm



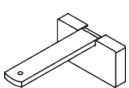
SG 11203

Smart Fix 120 mm



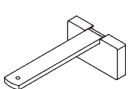
SG 11204

Smart Fix 150 mm



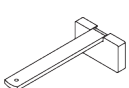
SG 11211

Square Smart Fix 80 mm



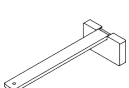
SG 11212

Square Smart Fix 100 mm



SG 11213

Square Smart Fix 120 mm



SG 11214

Square Smart Fix 150 mm