SYSTÈMES SKYLIGHT

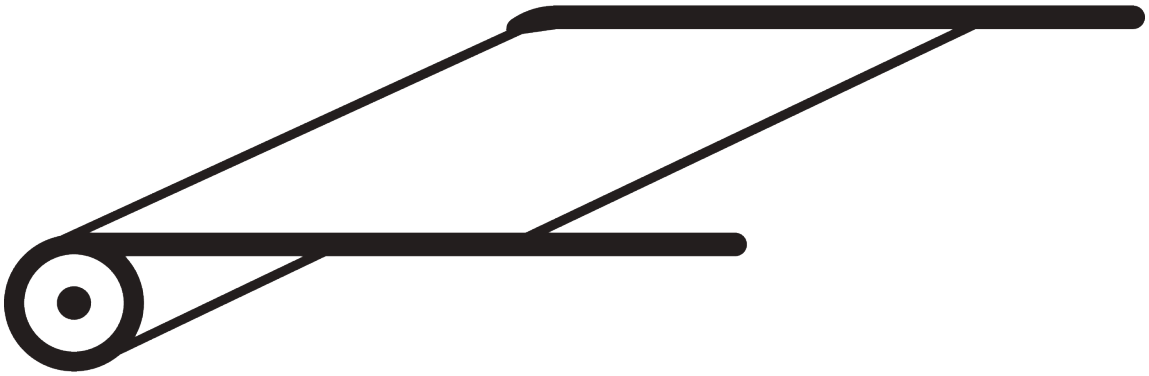

06/2025/V3

SilentGliss

INFORMATIONS GÉNÉRALES

Dimensions

– *Mesures en mm sauf indication contraire.*

– *Le poids maxi inclus le tissu et les accessoires.*

– *La taille du paquet rideau dépend de la confection et de l'épaisseur du tissu.*

Installation

– *Installation par poseur qualifié.*

– *Nombre de supports et points de fixation dépendent du poids du tissu, de la surface de pose, des vis utilisées et des obstacles.*

– *Les poseurs doivent utiliser les fixations appropriées à chaque situation.*

– *Les installations électriques doivent être menées en respectant les plans de branchement Silent Gliss.*

– *Vérifiez l'espace pour les câbles et les fiches!*

Sécurité enfant

– *Tous les systèmes Silent Gliss concernés répondent à la norme sécurité EN 13120.*

– *Tous les intervenants doivent être en conformité avec la norme EN 13120.*

GUIDE D‘UTILISATION

PAGE	SYSTÈME	MODE DE COMMANDE	DIMENSION	← max. →	↑ max. ↓	kg max.
5	**SG 2190**		S - M	2.5 m	6 m	15 kg
13	**SG 2195**		S - L	3 m	6 m	25 kg
23	**SG 8600**		M - L	4 m	6.5 m	
29	**SG 8640**		S - L	3 m	4.5 m	

SG 2190

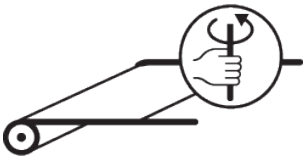

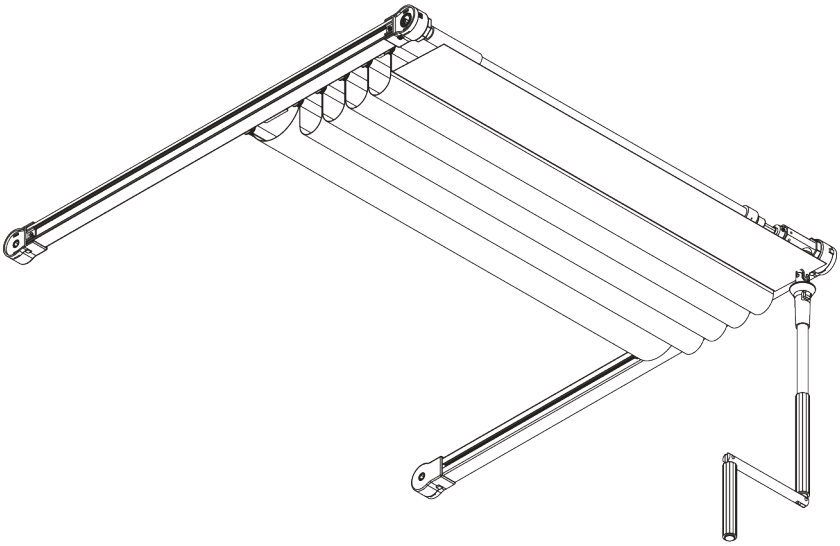

INFORMATION PRODUIT

- ***Mode de commande :*** *Manivelle*
- ***Gamme:*** *S - M*
- ***Installation:*** *Plafond, murale*
- ***Couleurs:*** *Blanc RAL 9016 ou Aluminium, couleurs spéciales possibles*
- ***Tissus:*** *Se référer à la collection tissu Silent Gliss*

Caractéristiques:

- *Cintrable*
- *Installation en pente*
- *Forme trapèze possible*
- *Possibilité de système double avec une seule manivelle*

SPÉCIFICATION SYSTÈME

A. DIMENSIONS SYSTÈME

← max. →

2.5 m
(plus 0,8 m de chaque côté pour le trapèze)

→ min. ←

60 cm

↑ max. ↓

6 m

kg max.

15 kg

m² max.

15 m²

Dimensions et poids maxi du système droit

SG 2190		A (m)		B (m)		kg max.	m² max.
		Type 1	Type 2/3	Type 1	Type 2/3	Type 1/2/3	Type 1/2/3
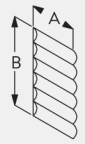		1.8	1.8	5	5	15	9
		0.9 / 0.9	0.9 / 0.9	5	5	15	9
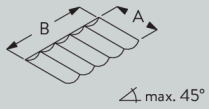 max. 45°		2	2	5	5	15	10
		1 / 1	1 / 1	5	5	15	10
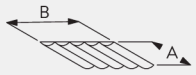		2.5	2.5	6	6	15	15
		1.5 / 1.5	1.5 / 1.5	6	6	15	18

Systèmes cintrés

SG 2190		A (m)		B (m)		kg max.	m² max.
		Type 1	Type 2/3	Type 1	Type 2/3	Type 1/2/3	Type 1/2/3
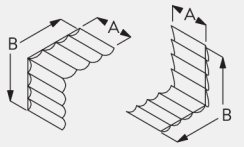		2	2	5	5	15	10
		1 / 1	1 / 1	5	5	15	10
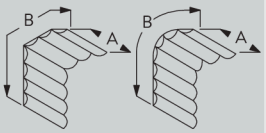		2	2	5	5	15	10
		1 / 1	1 / 1	4	4	15	8
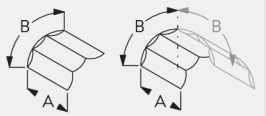		2	2	4	4	10	8
		1 / 1	1 / 1	4	4	10	8

B. PROFIL

Profil et information de cintrage

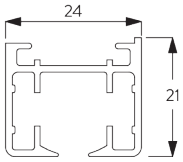

SG 2191

Profil

Rayon: >25 cm

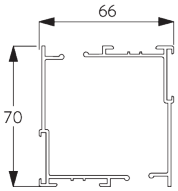

SG 2151

Profil

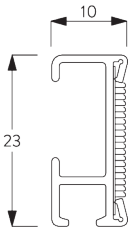

SG 2116

Profil velcro

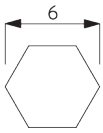

SG 2111

Profil hexagonal

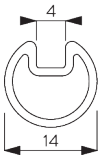

SG 2156

Axe pour moteur

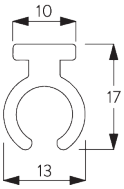

SG 2231

Profil coulissant

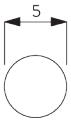

SG 2246

Profil

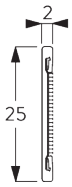

SG 2510

Profil combiné avec velcro

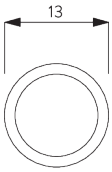

SG 2759

Tige 13 mm

C. PRISE DE MESURE

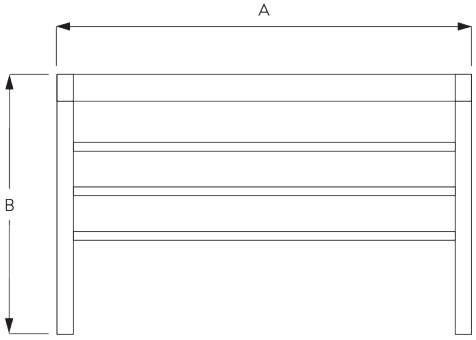

A: Largeur système
B: Hauteur système

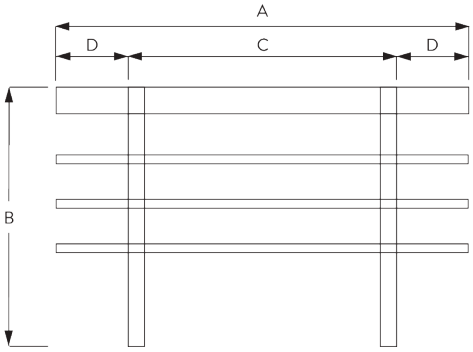

A: Largeur système
B: Hauteur système
C: Système de base
D: Trapèze avec couverture des profils de guidage max. 80 cm

INSTALLATION

A. INSTRUCTION DE POSE

Pour des informations détaillées, se référer au site web Silent Gliss.

Points de fixation

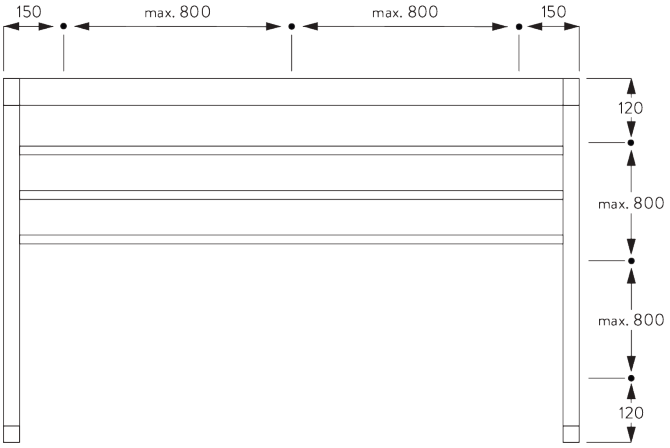

B. INSTALLATION EN TABLEAU

Bride SG 3825

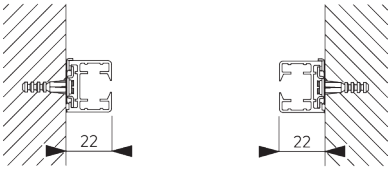

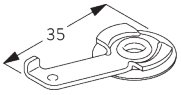

SG 3825

Bride

C. INSTALLATION DE FACE

Support SG 3181 / SG 3182

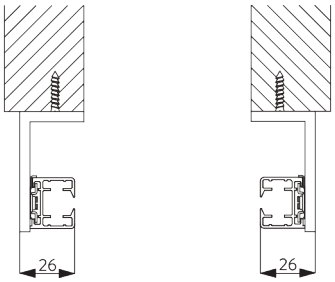

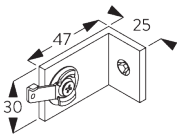

SG 3181

Support avec 1 bride

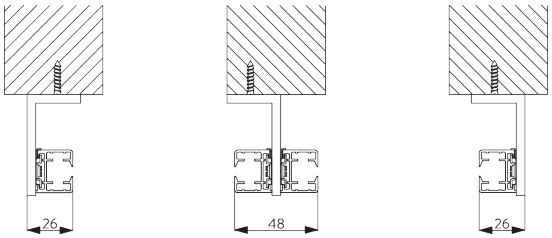

Système double

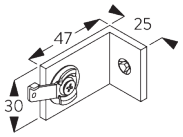

SG 3181

Support avec 1 bride

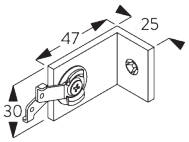

SG 3182

Support avec 2 brides

OPTIONS SYSTÈME

A. SYSTÈME DOUBLE CONNECTÉ

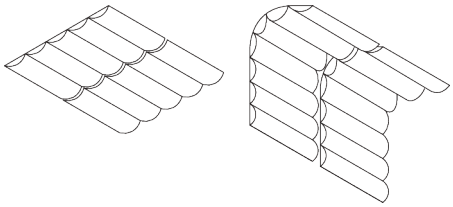

B. OPTIONS D'INSTALLATION

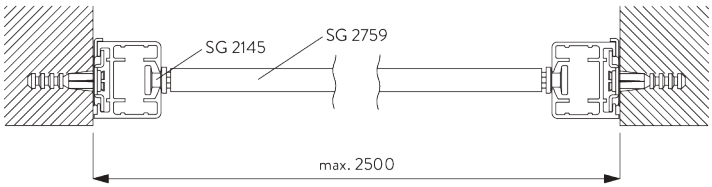

Type 1

- *SG 2145: Glisseur*
- *SG 2759: Tige 13 mm*

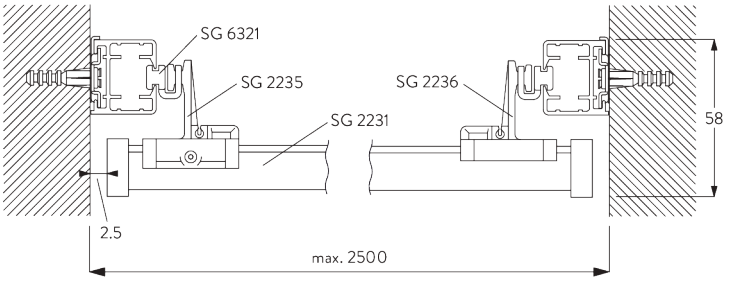

Type 2 *(Couverture des profils)*

- *SG 2231: Profil*
- *SG 2235: Glisseur avec vis*
- *SG 2236: Glisseur sans vis*
- *SG 6321: Glisseur*

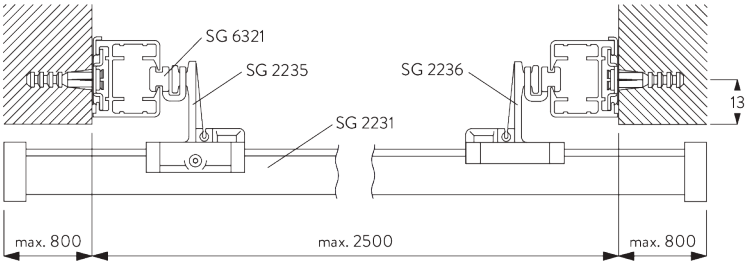

Type 3 *(Version Trapèze)*

- *SG 2221: Profil*
- *SG 2235: Glisseur avec vis*
- *SG 2236: Glisseur sans vis*
- *SG 6321: Glisseur*

C. FIXATION DE LA CONFECTION

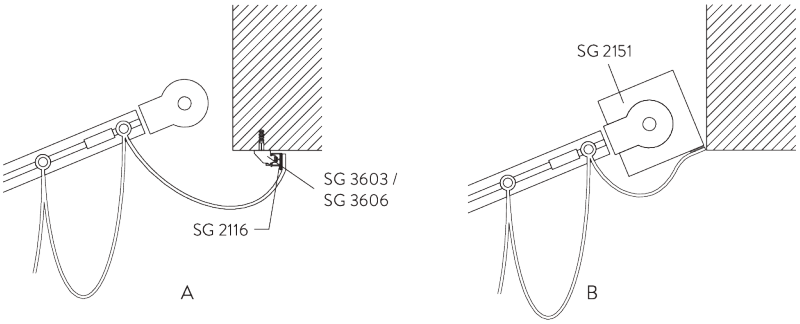

A: Fixation de la confection avec un profil SG 2116 (standard)

B: Fixation de la confection directement sur le boîtier

ACCESSOIRES

A. ACCESSOIRES STANDARDS

SG 2111
Profil hexagonal

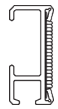

SG 2116
Profil velcro

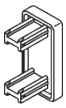

SG 2131
Embout

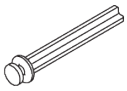

SG 2145
Glisseur pour tige 13mm

SG 2156
Axe pour moteur

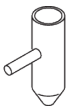

SG 2182
Raccord pour manivelle

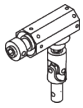

SG 2189
Commande

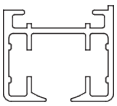

SG 2191
Profil

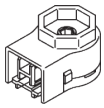

SG 2192
Poulie pour tige hexagonale

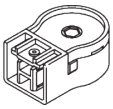

SG 2193
Poulie retour

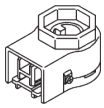

SG 2230
Poulie pour axe d'entraînement

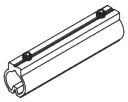

SG 2242
Raccord pour axe d'entraînement

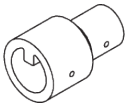

SG 2244
Adapteur pour moteur

SG 2539
Astrakan

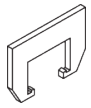

SG 2613
Pièce de raccord

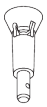

SG 2754
Entonnoir

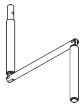

SG 2756
Manivelle

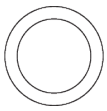

SG 2759
Tige 13 mm

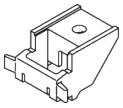

SG 3603
Support plafond

SG 3825
Bride

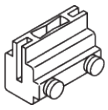

SG 5005
Raccord de bande

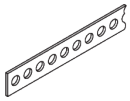

SG 5130
Bande d'entraînement

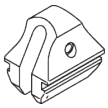

SG 6086
Ressort d'arrêt delrin

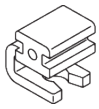

SG 6321
Glisseur

B. ACCESSOIRES EN OPTION

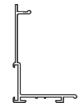

SG 2151
Profil

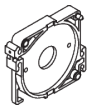

SG 2152
Coquille pour coffre moteur

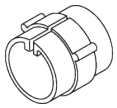

SG 2153
Rouleau

SG 2176
Mécanisme de manivelle

SG 2181
Support

SG 2231
Profil coulissant

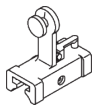

SG 2235
Glisseur coulissant

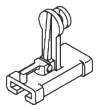

SG 2236
Glisseur coulissant sans vis

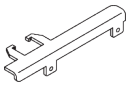

SG 2237
Chariot croisant

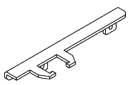

SG 2238
Chariot croisant

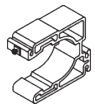

SG 2239
Guide

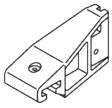

SG 2241
Support

SG 2243
Embout



SG 2246
Profil

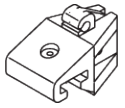

SG 2249

Support

SG 2510

Profil combiné avec velcro

SG 2742

Joint manivelle

SG 3004

Bride

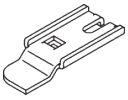

SG 3041

Support

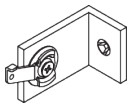

SG 3181

Support avec 1 bride

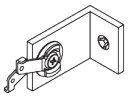

SG 3182

Support avec 2 brides

SG 3606

Bouton clips

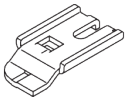

SG 3832

Support

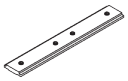

SG 5115

Pièce de raccord

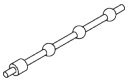

SG 6322

Cordon de distance

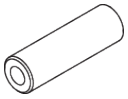

SG 6796

Pin 4x12 DIN 1481

SG 2195

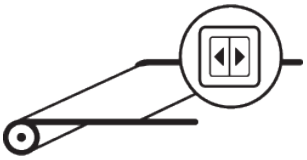

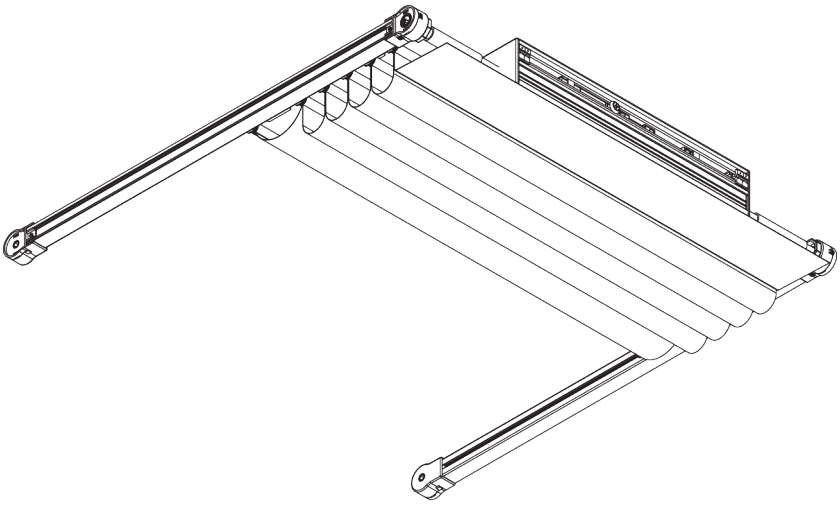

INFORMATION PRODUIT

- ***Mode de commande:*** *Motorisé*
- ***Gamme:*** *S - L*
- ***Installation:*** *Plafond, murale, en tableau*
- ***Couleurs:*** *Blanc RAL 9016 ou Aluminium, couleurs spéciales possibles*
- ***Tissus:*** *Se référer à la collection tissu Silent Gliss*

Caractéristiques:

- *Cintrable*
- *Installation en pente*
- *Forme trapèze possible*
- *Possibilité de système triple avec un seul moteur*
- *Plusieurs modes de commande*

SPÉCIFICATION SYSTÈME

A. DIMENSIONS SYSTÈME

← max. →

3 m
(plus 0,8 m de chaque côté pour le trapèze)

→ min. ←

60 cm

↑ max. ↓

6 m

kg max.

25 kg

m² max.

18 m²

Dimensions et poids maxi du système droit

SG 2195		A (m)		B (m)		kg max.	m² max.
		Type 1	Type 2/3	Type 1	Type 2/3	Type 1/2/3	Type 1/2/3
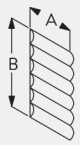		2.5	3	6	6	18	18
		2 / 2	2 / 2	6	6	18	24
		1.2 / 1.2 / 1.2	1.2 / 1.2 / 1.2	5	5	18	18
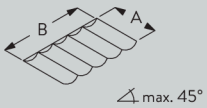		2.5	3	6	6	25	18
		2.5 / 2.5	2.5 / 2.5	6	6	25	30
		2 / 2 / 2	2 / 2 / 2	6	6	25	36
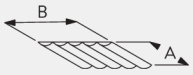		2.5	3	6	6	25	18
		2.5 / 2.5	2.5 / 2.5	6	6	25	30
		2 / 2 / 2	2 / 2 / 2	6	6	25	36

Systèmes cintrés

SG 2195		A (m)		B (m)		kg max.	m² max.
		Type 1	Type 2/3	Type 1	Type 2/3	Type 1/2/3	Type 1/2/3
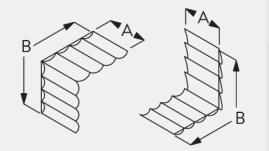		2.5	2.5	6	6	18	15
		2 / 2	2 / 2	6	6	18	24
		1.2 / 1.2 / 1.2	1.2 / 1.2 / 1.2	6	6	18	21.6
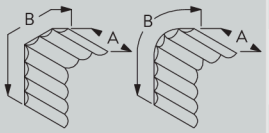		2.5	2.5	6	6	18	15
		1.5 / 1.5	1.5 / 1.5	5	5	18	15
		0.8 / 0.8 / 0.8	0.8 / 0.8 / 0.8	5	5	18	12
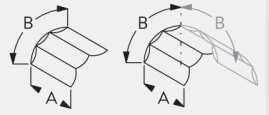		2.5	2.5	4	4	15	10
		1.5 / 1.5	1.5 / 1.5	4	4	15	12
		0.8 / 0.8 / 0.8	0.8 / 0.8 / 0.8	3	3	15	7.2

B. PROFIL

Profil et information de cintrage

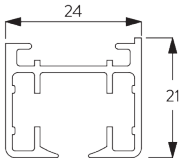

SG 2191

Profil

Rayon: >25 cm

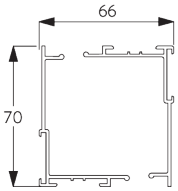

SG 2151

Profil

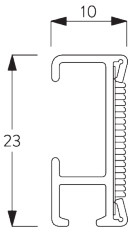

SG 2116

Profil velcro

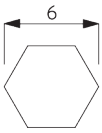

SG 2111

Profil hexagonal

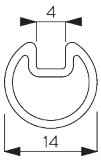

SG 2156

Axe pour moteur

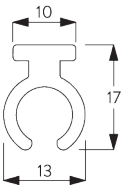

SG 2231

Profil coulissant

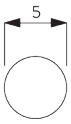

SG 2246

Profil

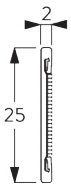

SG 2510

Profil combiné avec velcro

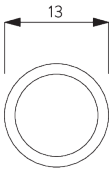

SG 2759

Tige 13 mm

C. PRISE DE MESURE

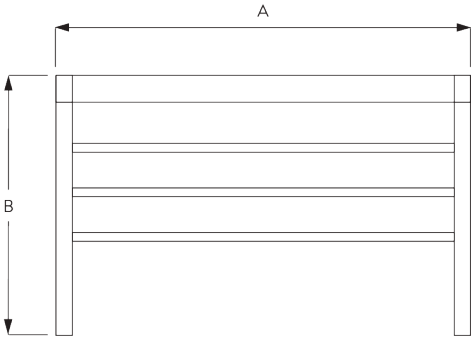

A: Largeur système
B: Hauteur système

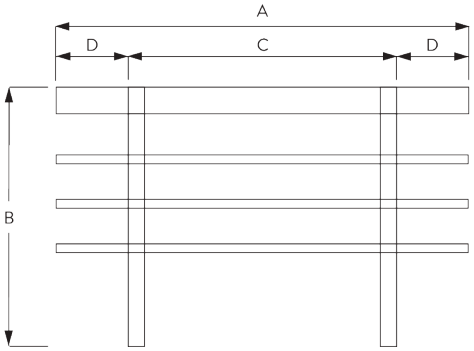

A: Largeur système
B: Hauteur système
C: Système de base
D: Trapèze avec couverture des profils de guidage max. 80 cm

INSTALLATION

A. INSTRUCTION DE POSE

Pour des informations détaillées, se référer au site web Silent Gliss.

Points de fixation

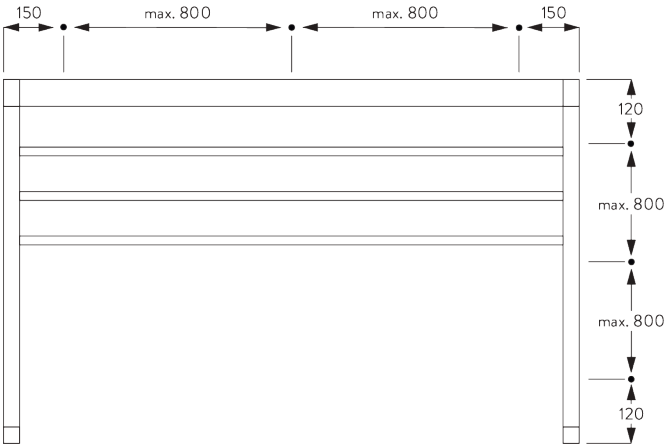

B. INSTALLATION EN TABLEAU

Bride SG 3825

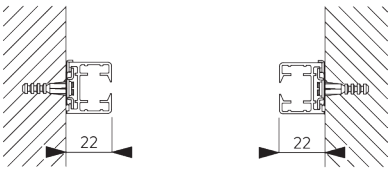

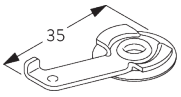

SG 3825
Bride

C. INSTALLATION DE FACE

Support SG 3181 / SG 3182

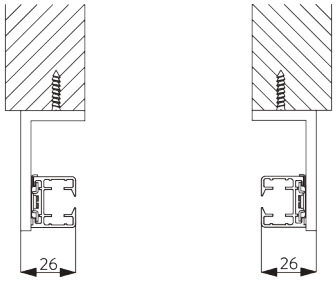

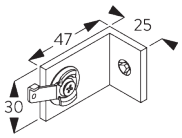

SG 3181

Support avec 1 bride

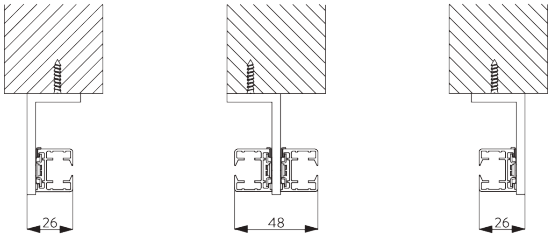

Système double

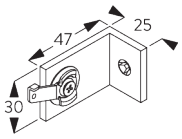

SG 3181

Support avec 1 bride

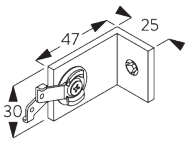

SG 3182

Support avec 2 brides

OPTIONS SYSTÈME

A. SYSTÈME DOUBLE OU TRIPLE CONNECTÉ

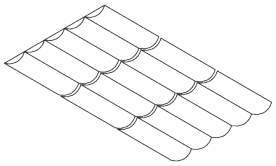

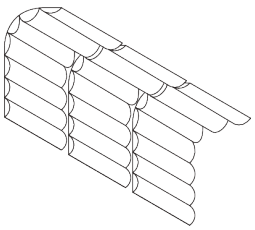

B. OPTIONS D'INSTALLATION

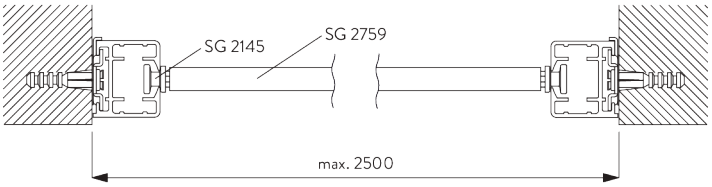

Type 1

- *SG 2145: Glisseur*
- *SG 2759: Tige 13 mm*

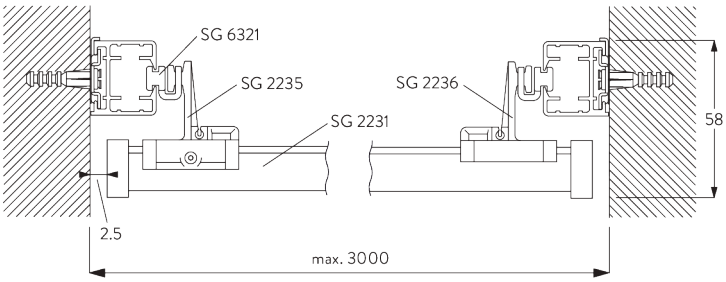

Type 2 *(Couverture des profils)*

- *SG 2221: Profil*
- *SG 2235: Glisseur avec vis*
- *SG 2236: Glisseur sans vis*
- *SG 6321: Glisseur*

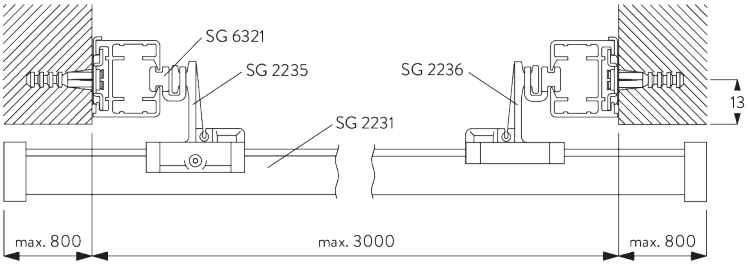

Type 3 *(Version Trapèze)*

- *SG 2221: Profil*
- *SG 2235: Glisseur avec vis*
- *SG 2236: Glisseur sans vis*
- *SG 6321: Glisseur*

C. FIXATION DE LA CONFECTION

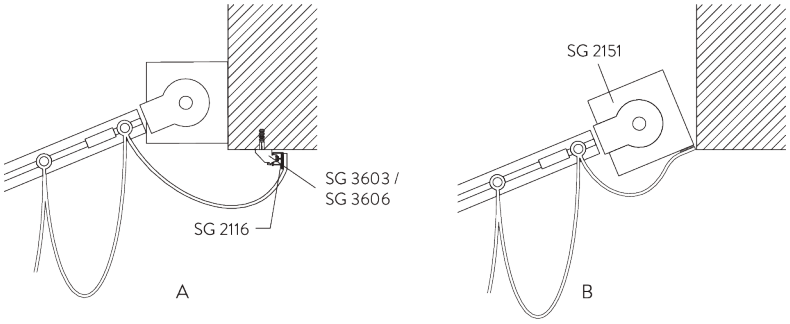

A: Fixation de la confection avec un profil SG 2116 (standard)
B: Fixation de la confection directement sur le boîtier

MOTEURS ET CONTRÔLES

A. CARACTÉRISTIQUES MOTEUR

Moteur	SG 2160
Caractéristiques moteur	
Fin de course mécanique	●
Compteur mécanique de révolution moteurs (limité)	●
Arrêt moteur silencieux	●
Classe IP	IP 44
Caractéristiques de contrôle	
Contrôle moteur via l'alimentation principale	●
SG Control N (récepteur externe nécessaire)	●
Compatible avec les systèmes automates classiques (avec l'interface adéquate)	●

B. SPÉCIFICATIONS MOTEUR

Voir le site Web pour le schéma de câblage.

Moteur	Voltage	Ampérage	Fréquence	Vitesse
SG 2160	230 V AC	0.5 A	50 Hz	26 rpm

C. MODE DE COMMANDE

Voir le catalogue "Contrôles" pour des détails.

Inverseur mural

Le système peut être commandé par un inverseur mural.

SG Control N

Plusieurs télécommande portable ou fixe sont disponibles.
Un récepteur externe est nécessaire.

Application Silent Gliss Move.

D. PLANS DE BRANCHEMENT

Se référer au site Silent Gliss.

ACCESSOIRES

A. ACCESSOIRES STANDARDS

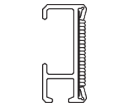

SG 2116
Profil velcro

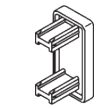

SG 2131
Embout

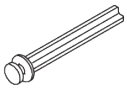

SG 2145
Glisseur pour tige 13mm

SG 2151
Profil

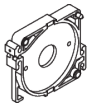

SG 2152
Coquille pour coffre moteur

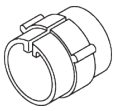

SG 2153
Rouleau

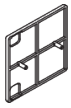

SG 2154
Embout

SG 2156
Axe pour moteur

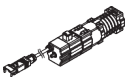

SG 2160
Moteur 230V AC, JA 06/26 soft

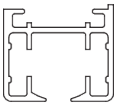

SG 2191
Profil

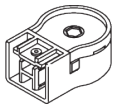

SG 2193
Poulie retour

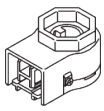

SG 2230
Poulie pour axe d'entraînement

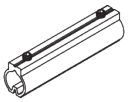

SG 2242
Raccord pour axe d'entraînement

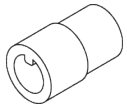

SG 2245
Adapteur

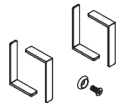

SG 2247
Support moteur

SG 2539
Astrakan

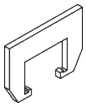

SG 2613
Pièce de raccord

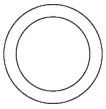

SG 2759
Tige 13 mm

SG 3004
Bride

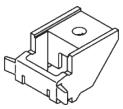

SG 3603
Support plafond

SG 3825
Bride

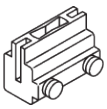

SG 5005
Raccord de bande

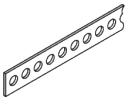

SG 5130
Bande d'entraînement

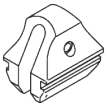

SG 6086
Ressort d'arrêt delrin

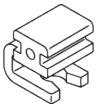

SG 6321
Glisseur

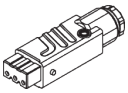

SG 9917
Fiche raccordement male

B. ACCESSOIRES EN OPTION

SG 2231
Profil coulissant

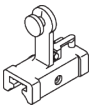

SG 2235
Glisseur coulissant

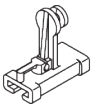

SG 2236
Glisseur coulissant sans vis

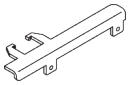

SG 2237
Chariot croisant

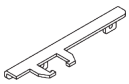

SG 2238
Chariot croisant

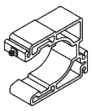

SG 2239
Guide

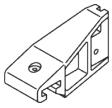

SG 2241
Support

SG 2243
Embout

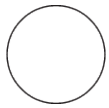

SG 2246
Profil

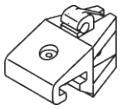

SG 2249
Support

SG 2510
Profil combiné avec velcro

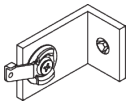

SG 3181
Support avec 1 bride

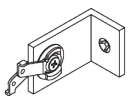

SG 3182
Support avec 2 brides

SG 3606
Bouton clips

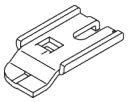

SG 3832

Support

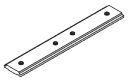

SG 5115

Pièce de raccord

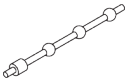

SG 6322

Cordon de distance



SG 9916

Hirschmann Kit d'accouplement

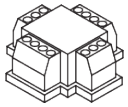

SG 9959

Unité Contrôle Central (relais)

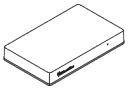

SG 11900

Move Server

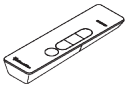

SG 11931

Télécommande radio 1 canal

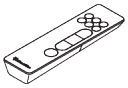

SG 11932

Télécommande radio 6 canaux

SG 11936

Télécommande radio murale 1 canal

SG 11937

Télécommande radio murale 6 canaux

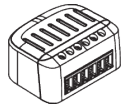

SG 11938

Récepteur radio BiDi Shutter

SG 8600

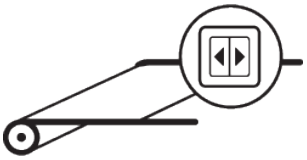

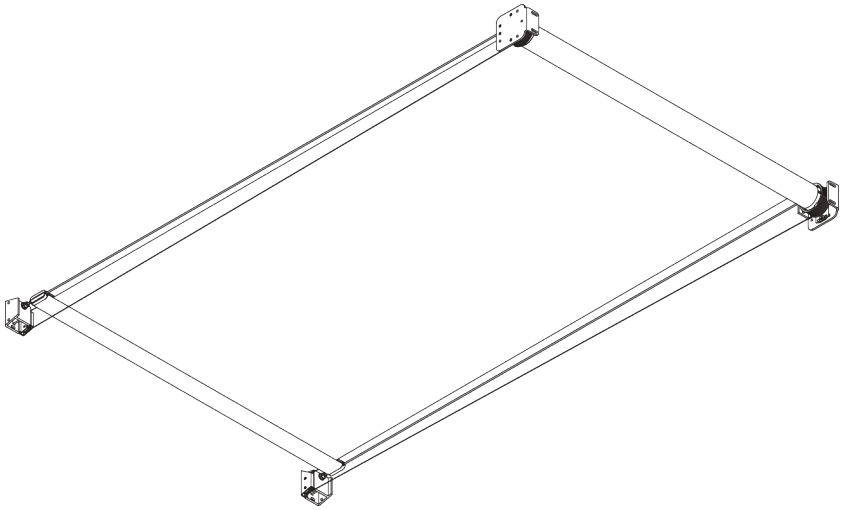

INFORMATION PRODUIT

- ***Mode de commande :*** *Motorisé*
- ***Gamme:*** *M - L*
- ***Installation:*** *Plafond, murale*
- ***Couleurs:*** *Blanc RAL 9016 ou Aluminium, couleurs spéciales possibles*
- ***Tissus:*** *Se référer à la collection tissu Silent Gliss*

Caractéristiques:

- *Store enrouleur en tension permanente*
- *Plusieurs modes de commande*
- *Installation toutes inclinaisons*

SPÉCIFICATION SYSTÈME

A. DIMENSIONS SYSTÈME

4 m

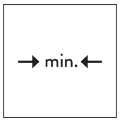

M: 87 cm
L: 108 cm

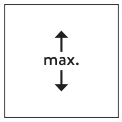

M: 3 m
L: 6.5 m

18 m²

B. PROFIL

Information profil

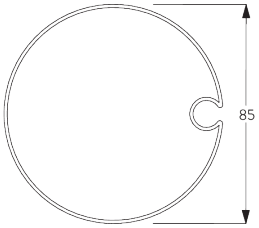

SG 8601
Profil ø 85 mm

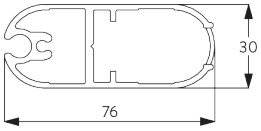

SG 8602
Profil

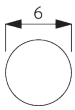

SG 8618
Tige ø 6 mm

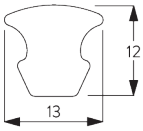

SG 8626
Bande de couverture

C. PRISE DE MESURE

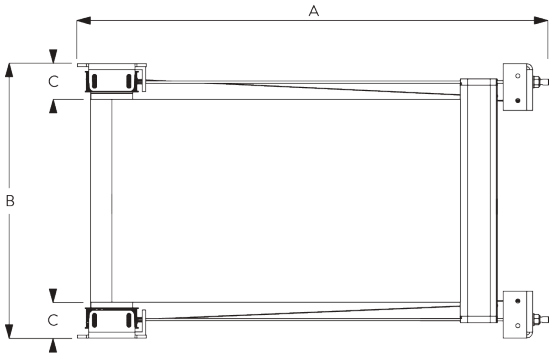

A: Largeur système
B: Hauteur système
C: Passage de lumière 75 mm sur côté

Force de traction par équerre de fixation: environ 100 kg

INSTALLATION

A. INSTRUCTION DE POSE

Pour des informations détaillées, se référer au site web Silent Gliss.

B. FIXATION PLAFOND

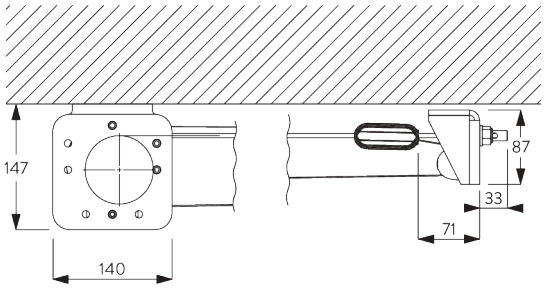

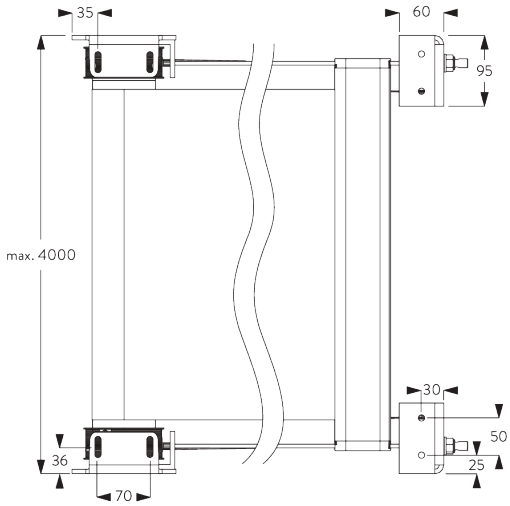

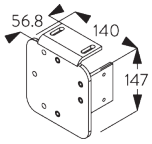

SG 8606
Fixation plafond gauche

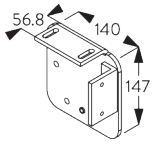

SG 8607
Fixation plafond droit

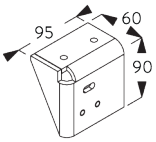

SG 8608
Poulie plafond gauche

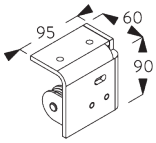

SG 8609
Poulie plafond droit

C. FIXATION MURALE

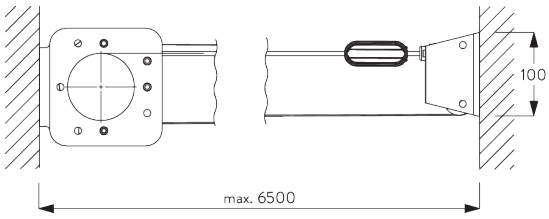

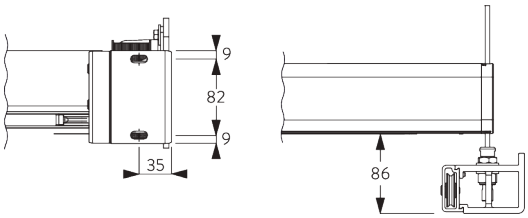

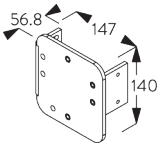

SG 8611
Fixation mural gauche

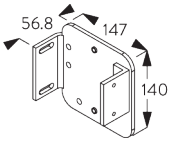

SG 8612
Fixation mural droite

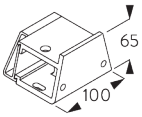

SG 8621
Poulie mural gauche

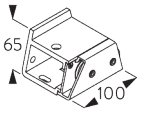

SG 8622
Poulie mural droit

MOTEURS ET CONTRÔLES

A. CARACTÉRISTIQUES MOTEUR

Moteur	SG 8605
Caractéristiques moteur	
Fin de course mécanique	●
Compteur mécanique de révolution moteurs (limité)	●
Classe IP	IP 44
Caractéristiques de contrôle	
Contrôle moteur via l'alimentation principale	●
SG Control N (récepteur externe nécessaire)	●
Compatible avec les systèmes automates classiques (avec l'interface adéquate)	●

B. SPÉCIFICATIONS MOTEUR

Voir le site Web pour le schéma de câblage.

Moteur	Voltage	Ampérage	Fréquence	Vitesse
SG 8605	230 V AC	0.65 A	50 Hz	17 rpm

C. MODE DE COMMANDE

Voir le catalogue "Contrôles" pour des détails.

Inverseur mural

Le système peut être commandé par un inverseur mural.

SG Control N

Plusieurs télécommandes portable ou fixe sont disponibles. Un récepteur externe est nécessaire.

Application Silent Gliss Move.

D. PLANS DE BRANCHEMENT

Se référer au site Silent Glisse.

ACCESSOIRES

A. ACCESSOIRES STANDARDS

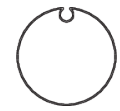

SG 8601
Profil ø 85 mm

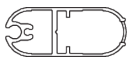

SG 8602
Profil



SG 8604
Set ressort long

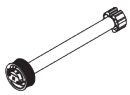

SG 8605
Moteur 230V AC

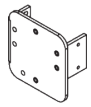

SG 8611
Fixation mural gauche

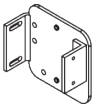

SG 8612
Fixation mural droite

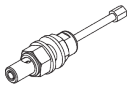

SG 8616
Set guide câble

SG 8618
Tige ø 6 mm

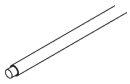

SG 8619
Câble sous tension ø 1.5 mm

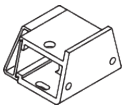

SG 8621
Poulie mural gauche

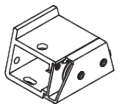

SG 8622
Poulie mural droit

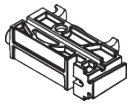

SG 8623
Poulie de barre inférieure

SG 8624
Embout

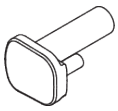

SG 8625
Sécurisation du tissu

SG 8626
Bande de couverture



SG 9916
Hirschmann Kit d'accouplement

B. ACCESSOIRES EN OPTION

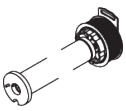

SG 8603
Set ressort court

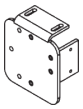

SG 8606
Fixation plafond gauche

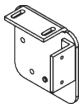

SG 8607
Fixation plafond droit

SG 8608
Poulie plafond gauche

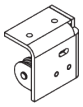

SG 8609
Poulie plafond droit

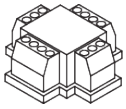

SG 9959
Unité Contrôle Central (relais)

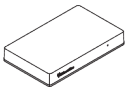

SG 11900
Move Server

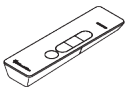

SG 11931
Télécommande radio 1 canal

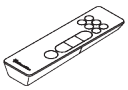

SG 11932
Télécommande radio 6 canaux

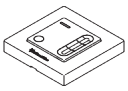

SG 11936
Télécommande radio murale 1 canal

SG 11937
Télécommande radio murale 6 canaux

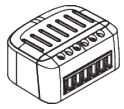

SG 11938
Récepteur radio BiDi Shutter

SG 8640

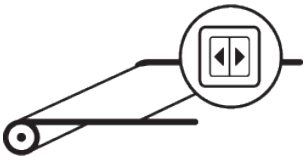

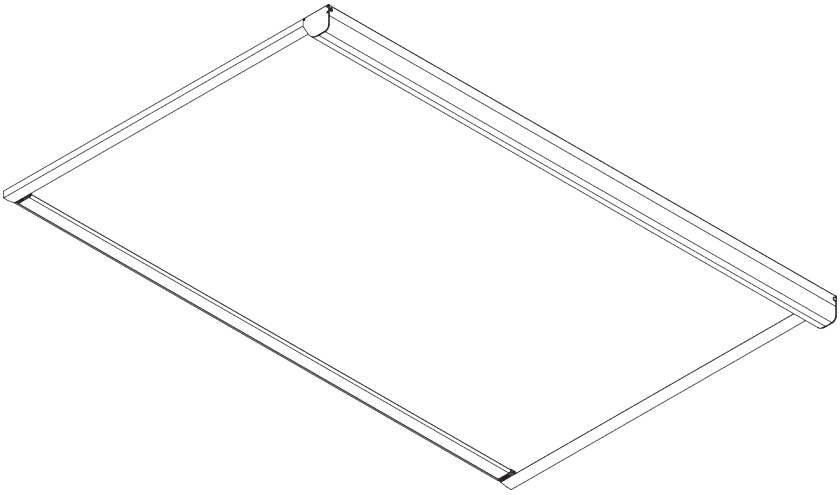

INFORMATION PRODUIT

- ***Mode de commande :*** *Motorisé*
- ***Gamme:*** *S - L*
- ***Installation:*** *Plafond, murale, en tableau*
- ***Couleurs:*** *Blanc RAL 9016 ou Aluminium, couleurs spéciales possibles*
- ***Tissus:*** *Se référer à la collection tissu Silent Gliss*

Caractéristiques:

- *Store enrouleur en tension permanente*
- *Plusieurs modes de commande*
- *Installation toutes inclinaisons*
- *Technologie avec toile zippée*
- *Occultation avec une sélection de tissus appropriés*

SPÉCIFICATION SYSTÈME

A. DIMENSIONS

3 m

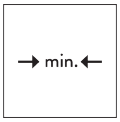

65 cm

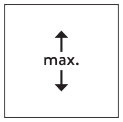

Boitier S / M: 3m
Boitier L: 4.5 m

Boitier S / M: 9 m²
Boitier L:
13 m² / 11 m²

B. PROFIL

Information profil



SG 8641
Coffret S / M 105x125 mm

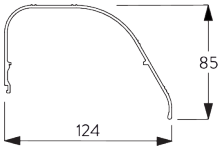

SG 8642
Cache de boîte S / M 105x125 mm

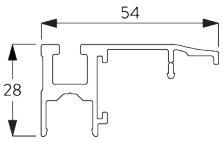

SG 8643
Boîtier de guidage latéral à l'intérieur du raccord

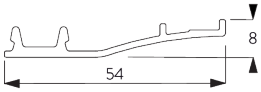

SG 8644
Cache de guide latéral

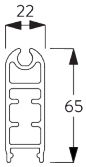

SG 8645
Profil de barre de charge

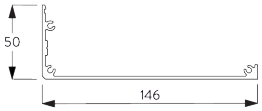

SG 8661
Coffret grand 126x146 mm

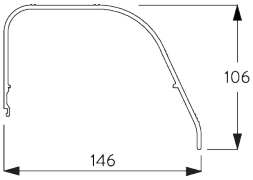

SG 8662
Cache de boîte grand 126x146 mm

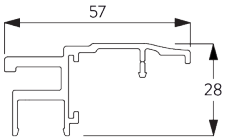

SG 8663
Boîtier de guidage latéral à l'intérieur du raccord

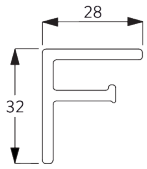

SG 8664
Profil de guidage latéral à l'intérieur de la ferrure

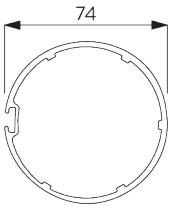

SG 8665
Tube ø 74 mm

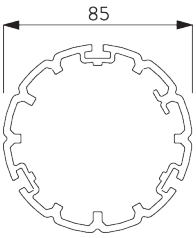

SG 8666
Tube grand ø 85 mm

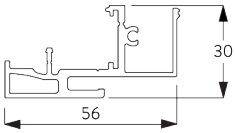

SG 8672
Boîtier de guidage latéral

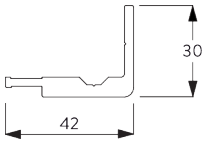

SG 8673
Profil encastré

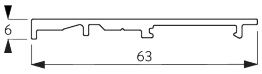

SG 8674
Couvercle encastré

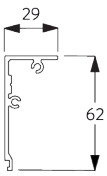

SG 8677
Cache de boîte encastré 105x125 mm

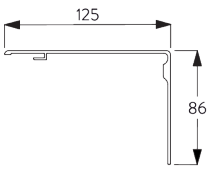

SG 8678
Cache de boîte encastré 105x125 mm

C. PRISE DE MESURE

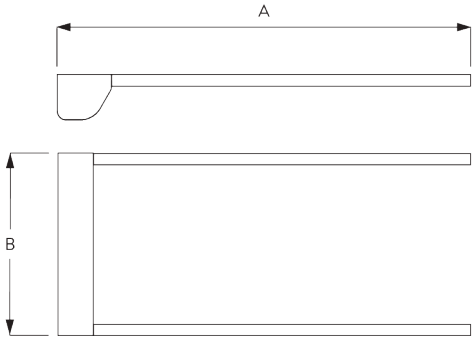

A: Largeur système
B: Hauteur système

INSTALLATION

A. INSTRUCTION DE POSE

Pour des informations détaillées, se référer au site web Silent Gliss.

Points de fixation

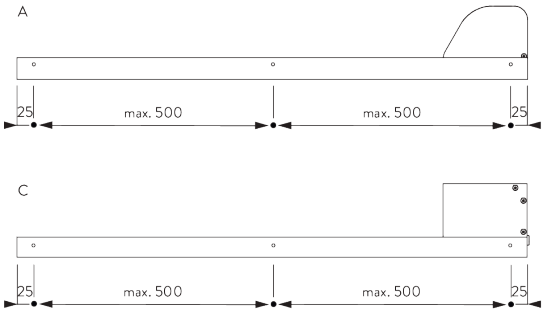

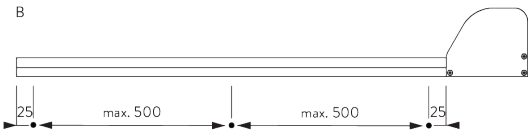

A: Fixation en tableau
B: Fixation de face
C: Fixation encastrée

Dimensions des boîtiers

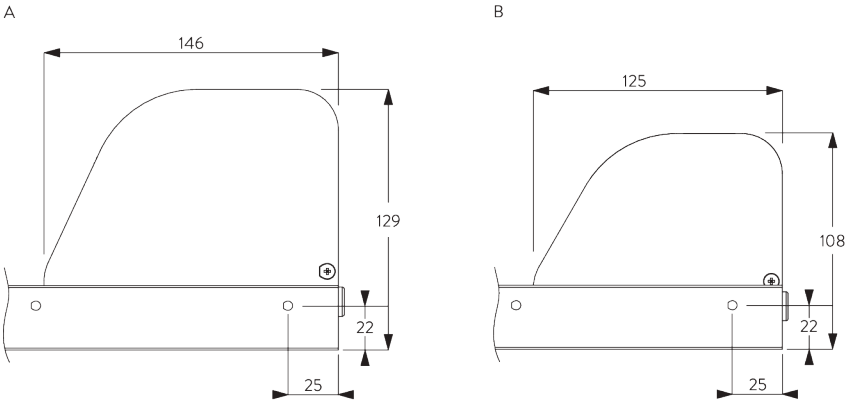

Fixation en tableau

A: Boîtier L
B: Boîtier S / M

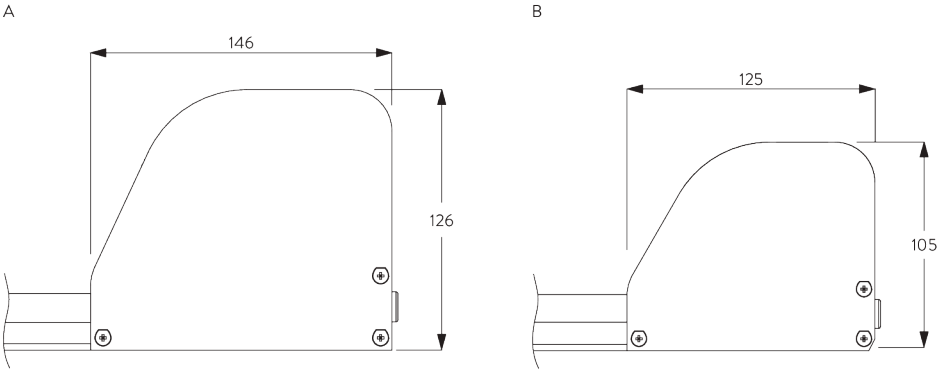

Fixation de face

A: Boîtier L
B: Boîtier S / M

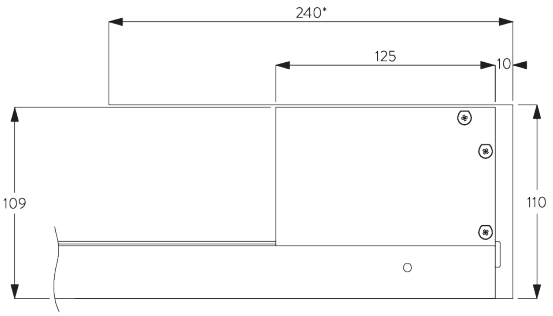

Fixation encastrée

Boîtier encastré

Longueur max. 3,0 m

** la largeur d'encastrement nécessite de masquer la barre de charge retractée!*

Installation en pente

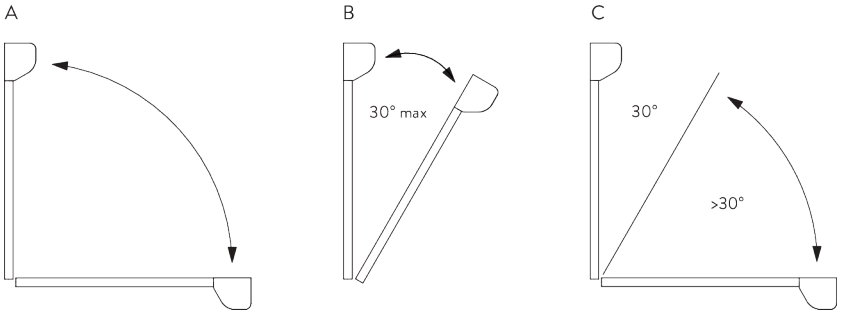

A: ***Boîtier S / M:***
Largeur max. 3 m x hauteur max. 3 m /
9 m² tous angles

B: ***Boîtier L:***
Largeur max. 3 m x hauteur max. 4.5 m /
13 m² pour angles jusqu'à 30° du vertical

C: ***Boîtier L:***
Largeur max 2.5 m x hauteur max 4.5 m /
11 m² angles pour angles au delà de 30° du vertical

Option encastrée largeur 3 m max x hauter 3 m tous angles.

B. FIXATION EN TABLEAU

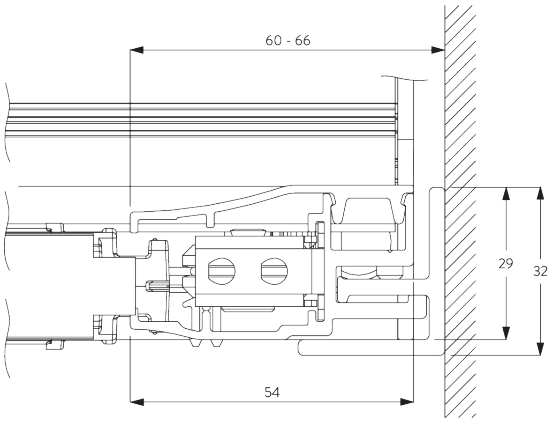

C. FIXATION DE FACE

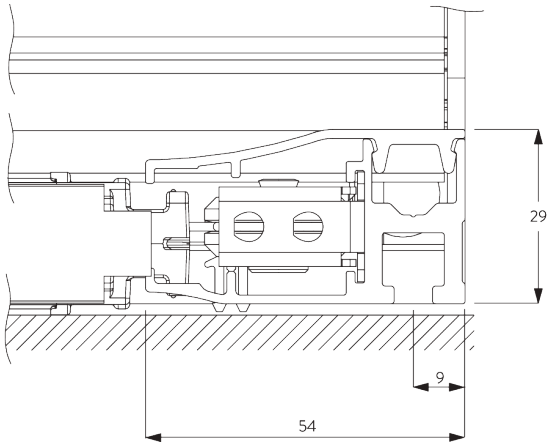

D. FIXATION ENCASTRÉE

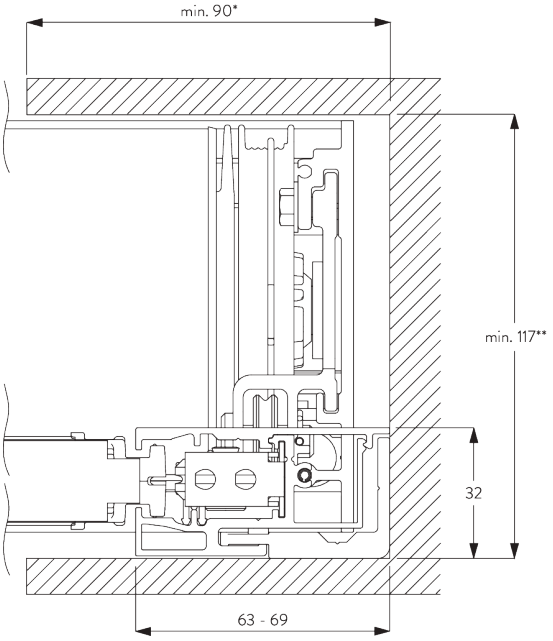

**la profondeur d'encastrement nécessite de masquer la barre de charge*
***125 mm miminum si le couvercle du boîtier est utilisé*

MOTEURS ET CONTRÔLES

A. CARACTÉRISTIQUES MOTEURS

Moteur	SG 8657 / SG 8658
Caractéristiques moteur	
Démarrage / Arrêt souple	●
Fins de course électronique	●
Compteur électronique de révolution moteur (illimité)	●
Câble connectable par fiche sur le moteur	●
Class IP	IP 30
Caractéristiques de contrôle	
Contrôle d'alimentation principale	●
SG Control N (récepteur externe nécessaire)	●
SCompatible avec les systèmes automates classiques (avec l'interface adéquate)	●

B. SPÉCIFICATIONS MOTEURS

Voir le site Web pour le schéma de câblage.

Moteur	Voltage	Ampérage	Fréquence	Vitesse
SG 8657 / SG 8658	100-240 V AC	0.8 A	50 / 60 Hz	12 rpm

C. MODE DE COMMANDE

Voir le catalogue "Contrôles" pour des détails.

Inverseur mural

Le système peut être commandé par un inverseur mural.

SG Control N

Plusieurs télécommande portable ou fixe sont disponibles.
Un récepteur externe est nécessaire.

Application Silent Gliss Move.

D. SCHÉMAS DE CÂBLAGE

Se référer au site Silent Gliss.

ACCESSOIRES

A. ACCESSOIRES STANDARDS

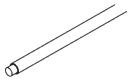

SG 8619

Câble sous tension ø 1.5 mm

SG 8641

Coffret S / M 105x125 mm

SG 8642

Cache de boîte S / M 105x125 mm

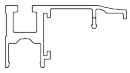

SG 8643

Boîtier de guidage latéral à l'intérieur du raccord

SG 8644

Cache de guide latéral

SG 8645

Profil de barre de charge

SG 8646

Bobine de câble gauche

SG 8647

Bobine de câble droite

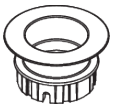

SG 8648

Adaptateur de tube

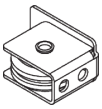

SG 8649

Poulie

SG 8656

Ressort

SG 8657

Kit moteur

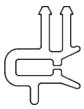

SG 8659

Zip profil

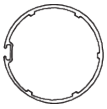

SG 8665

Tube ø 74 mm

SG 8667

Cache gauche S / M 105x125 mm

SG 8668

Cache droit S / M 105x125 mm



SG 9916

Hirschmann Kit d'accouplement

B. ACCESSOIRES EN OPTION

SG 8651

Bobine de câble gauche grand

SG 8652

Bobine de câble droite grand

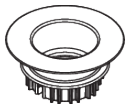

SG 8653

Adaptateur de tube grand

SG 8658

Kit moteur L

SG 8661

Coffret grand 126x146 mm

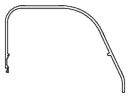

SG 8662

Cache de boîte grand 126x146 mm

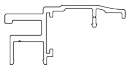

SG 8663

Boîtier de guidage latéral à l'intérieur du raccord

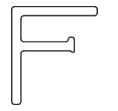

SG 8664

Profil de guidage latéral à l'intérieur de la ferrure

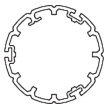

SG 8666

Tube grand ø 85 mm

SG 8669

Cache gauche grand 126x146 mm

SG 8671

Cache droit Large 126x146 mm

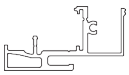

SG 8672

Boîtier de guidage latéral

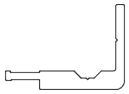

SG 8673

Profil encastré

SG 8674

Couvercle encastré

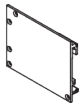

SG 8675

Cache dissimulé gauche 105x125 mm

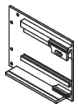

SG 8676

Cache dissimulé droit 105x125 mm

SG 8677

Cache de boîte encastré 105x125 mm

SG 8678

Cache de boîte encastré 105x125 mm

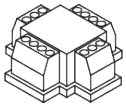

SG 9959

Unité Contrôle Central (relais)

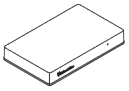

SG 11900

Move Server

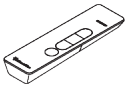

SG 11931

Télécommande radio 1 canal

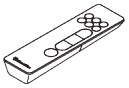

SG 11932

Télécommande radio 6 canaux

SG 11936

Télécommande radio murale 1 canal

SG 11937

Télécommande radio murale 6 canaux

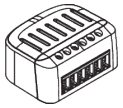

SG 11938

Récepteur radio BiDi Shutter

Les architectes du silence

Silent Gliss est le premier fournisseur mondial d'équipements de protection visuelle et solaire d'intérieur de haute qualité. Depuis 1952, l'emploi des technologies les plus récentes ainsi que les efforts inlassables de recherche de précision permettent de mettre au point en Suisse des systèmes de rideaux plus silencieux et simples à utiliser que n'importe quel autre système au monde.

Pour répondre aux besoins de nos clients, nous proposons des produits fonctionnels et sans entretien, faits sur mesure. Des conseils techniques d'experts dans le domaine résidentiel et commercial ainsi que des services d'installation et d'assistance complètent notre gamme. Silent Gliss privilégie toujours les solutions sur mesure innovantes, pratiques et durables, d'un design exceptionnel et d'une qualité supérieure.

Silent Gliss SARL
Parc d'Activitées des Petits Carreaux
4, Ave. des Coquelicots
94380 Bonneuil sur Marne
France
T 01 4339 6666
F 01 4339 0120
info@silentgliss.fr

silentgliss.fr