TRINGLES À RIDEAUX À TIRAGE ÉLECTRIQUE



06/2025/V4

SilentGliss

INFORMATIONS GÉNÉRALES

Dimensions

- *Mesures en mm sauf indication contraire.*
- *Le poids maxi inclus le tissu et les accessoires.*
- *La largeur du paquet de rideau dépend de la confection et de l'épaisseur du tissu.*
- *Distance maxi entre glisseurs 80 mm / Distance maxi entre rouleurs 100 mm.*
- *Ecart recommandé entre bas du rideau et le sol: 20 mm.*
- *Pour déterminer la hauteur du système (B), la hauteur la plus petite doit être prise en compte.*
- *Le fonctionnement de l'ensemble peut être affecté si le rideau touche le profil.*

Installation

- *Installation par poseur qualifié.*
- *Nombre de supports et points de fixation dépendent du poids du tissu, de la surface de pose, des vis utilisées et des obstacles.*
- *Les poseurs doivent utiliser les fixations appropriées à chaque situation.*
- *La lèvre du profil si elle existe doit être installée vers l'intérieur pièce.*
- *Les installations électriques doivent être menées en respectant les plans de branchement Silent Gliss.*
- *Vérifiez l'espace pour les câbles et les fiches!*

Sécurité d'enfants

- *Tous les systèmes Silent Gliss concernés répondent à la norme sécurité EN 13120.*
- *Tous les intervenants doivent être en conformité avec la norme EN 13120.*

GUIDE D‘UTILISATION

PAGE	SYSTÈME	MODE DE COMMANDE	DIMENSION	DESIGN	WAVE	← max. →	kg max.
5	**SG 5100**		S - M			6 m	25 kg
15	**SG 5600**		S - L			25 m	65 kg
29	**SG 5800**		L			60 m	270 kg

SG 5100

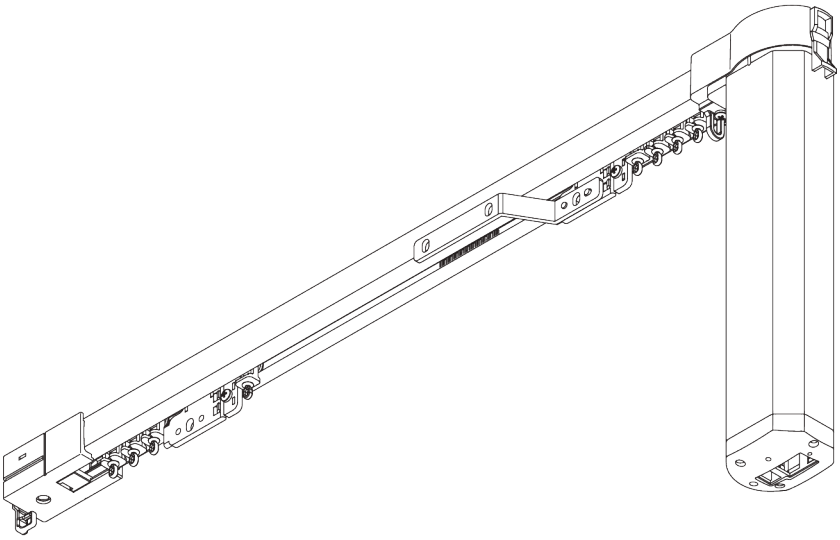

INFORMATION PRODUIT

- ***Mode de commande:*** *Motorisé*
- ***Gamme:*** *S - M*
- ***Installation:*** *Plafond, murale*
- ***Couleurs:*** *Blanc RAL 9016*
- ***Tissus:*** *Se référer à la collection tissu Silent Gliss*

Caractéristiques:

- *Option Wave*
- *Différentes options de contrôle*
- *Touch & Go, démarrage automatique*
- *Système débrayable*
- *Différentes versions moteur*
- *Cintrable*

SPÉCIFICATION SYSTÈME

A. DIMENSIONS SYSTÈME

← max. →	kg max.
6 m	*25 kg*

Poids maximum du rideau avec rouleurs

	3 m	6 m
	20	25
	20	25
	20	17
	20	17
	15	13
	15	13
	12	10
	12	10

(kg max.)

Poids maximum du rideau avec glisseurs Wave

	3 m	6 m
	20	20
	20	20
	18	14
	18	14
	12	10
	12	10
	10	9
	10	9

(kg max.)

B. PROFIL

Profil et information de cintrage

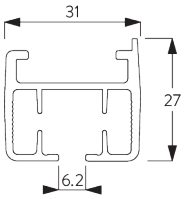

SG 10925

Profil

Rayon:
>30 cm

C. PRISE DE MESURE

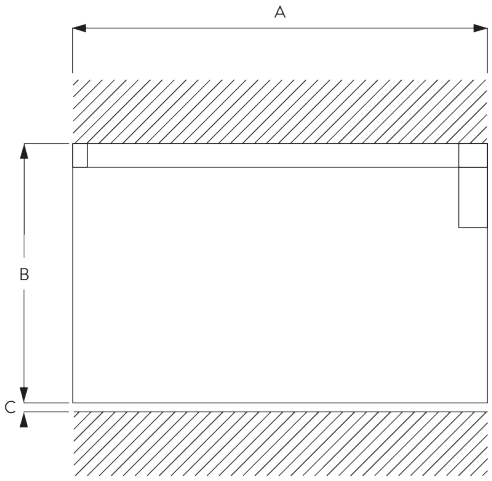

A: Largeur système
B: Hauteur système
C: Distance entre bas du rideau et le sol

INSTALLATION

A. INSTRUCTION DE POSE

Pour des informations détaillées, se référer au site web Silent Gliss.

Points de fixation

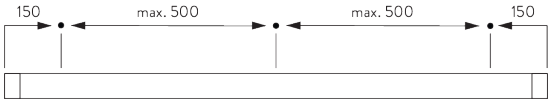

B. FIXATION PLAFOND

Bride SG 10926

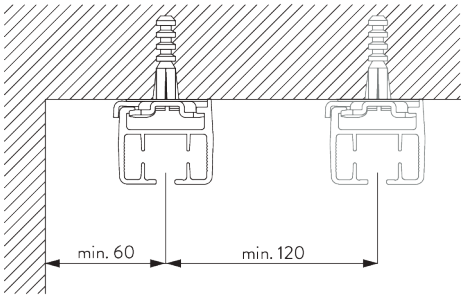

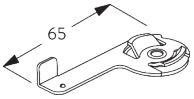

SG 10926
Bride

C. FIXATION MURALE

Smart Fix

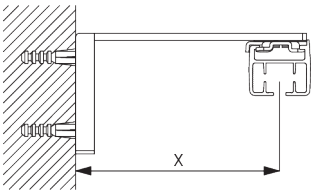

Smart Fix SG 11201 - SG 11205 et bride SG 10926:
Vis SG 11127 (M4x10) nécessaire.

Smart Fix	*X mm*
SG 11201 / SG 11211	*72*
SG 11202 / SG 11212	*92*
SG 11203 / SG 11213	*112*
SG 11204 / SG 11214	*142*
SG 11205 / SG 11215	*192*
SG 11154	*102 - 130*
SG 11155	*132 - 160*
SG 11156	*182 - 210*

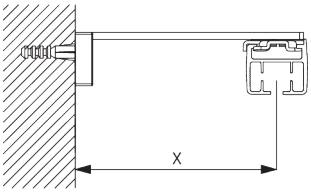

Square Smart Fix SG 11211 - SG 11215 et bride SG 10926:
Vis SG 11127 (M4x10) nécessaire.

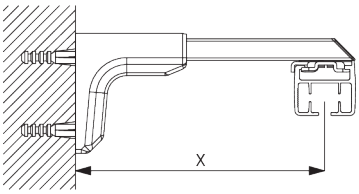

Universal Smart Fix SG 11154 - SG 11156 et bride SG 10926:
Vis SG 11158 (M4x12) nécessaire.

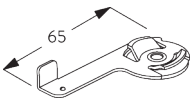

SG 10926
Bride

SG 11127
Vis M4x10

SG 11158
Vis M4x12

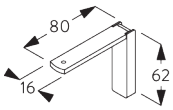

SG 11201
Smart Fix 80 mm

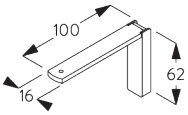

SG 11202
Smart Fix 100 mm

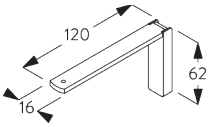

SG 11203
Smart Fix 120 mm

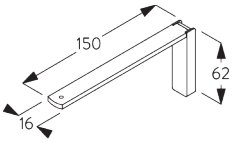

SG 11204
Smart Fix 150 mm

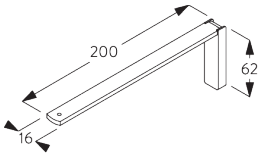

SG 11205
Smart Fix 200 mm

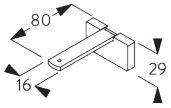

SG 11211
Square Smart Fix 80 mm

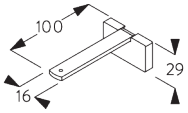

SG 11212
Square Smart Fix 100 mm

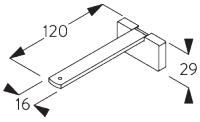

SG 11213
Square Smart Fix 120 mm

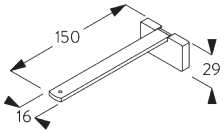

SG 11214
Square Smart Fix 150 mm

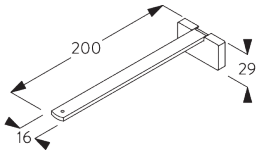

SG 11215
Square Smart Fix 200 mm

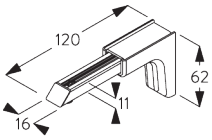

SG 11154
Universal Smart Fix 120 mm

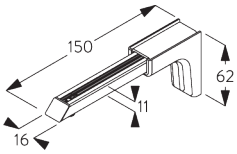

SG 11155
Universal Smart Fix 150 mm

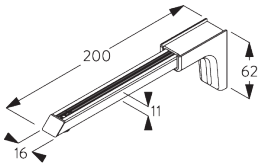

SG 11156
Universal Smart Fix 200 mm

OPTIONS SYSTÈME

A. WAVE

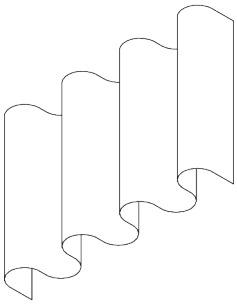

SG 6365

SG 10854

SG 10856

SG 10867

SG 10887

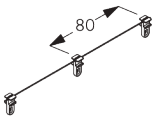

SG 10905

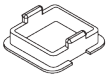
SG 10924

Composants Standards:
- *SG 6365 Crochet Wave*
- *SG 10854 support de chariot Wave*
- *SG 10856 Blocage Wave, retour de bande*
- *SG 10867 Vis*
- *SG 10887 Extension Wave*
- *SG 10905 Glisseur Wave 80mm*
- *SG 10924 Bloqueur glisseur Wave*

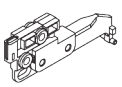
SG 10845

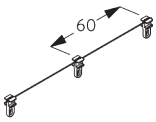

SG 10906

Composants en option:
- *SG 10845 Chariot principal 1 rideau 80mm*
- *SG 10906 Glisseur Wave 60 mm (pas en 1 rideau)*

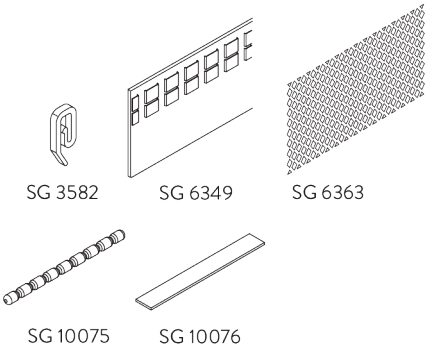

Composants de rideaux:

- *SG 3582 Crochet*
- *SG 6349 Ruban Wave transparent*
- *SG 6363 Ruban à repasser*
- *SG 10075 Fil à plomb 50 gr/m*
- *SG 10076 Barre de lestage*

Paquet rideau Wave - Glisseur Wave (standard)

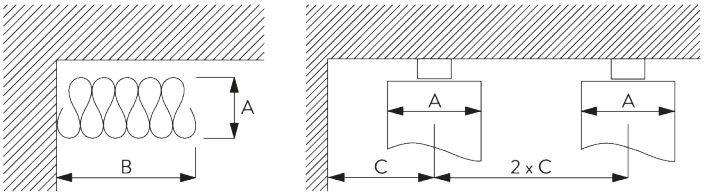

A = Epaisseur du Wave
B = Largeur paquet rideau
C = Ecartement minimum

Glisseurs Wave SG 11302	Nombre de poches entre crochets	Ampleur rideau Approximative	Epaisseur du Wave A	Largeur paquet rideau B*	Ecartement minimum C
80	6	~2.1	140	180 mm par ml de tringle	90
80	7	~2.3	160	180 mm par ml de tringle	100

Glisseurs Wave SG 11303	Nombre de poches entre crochets	Ampleur rideau Approximative	Epaisseur du Wave A	Largeur paquet rideau B*	Ecartement minimum C
60	4	~2.1	100	230 mm par ml de tringle	70
60	5	~2.3	120	230 mm par ml de tringle	80

**Dimension paquet B plus 180 mm par paquet rideau!*

MOTEURS ET CONTRÔLES

A. CARACTÉRISTIQUES MOTEURS

Moteurs	SG 5190	SG 5192	SG 5193
Caractéristiques moteurs			
Démarrage / Arrêt souple	●	●	●
Touch & Go, Démarrage automatique	●	●	
Débrayage	●	●	●
Recepteur radio intégré	●	●	
Fins de course électronique	●	●	●
Compteur électronique de révolution moteurs (illimité)	●	●	●
Câblage en parallèle sans relais additionnel	●	●	●
Câble connectable par fiche sur le moteur		●	
Class IP	IP 20	IP 20	IP 20
Caractéristiques de contrôle			
Contrôle d'alimentation principale			●
Contrôle de contacts secs	●	●	
Contact sec et / ou SG contrôle A	●	●	
SG Contrôle A	●	●	
Compatible avec les systèmes automates classiques (avec l'interface adéquate)	●	●	●

B. SPÉCIFICATIONS MOTEURS

Voir le site Web pour le schéma de câblage.

Moteurs	Dimensions moteur	Voltage	Ampérage	Fréquence	Vitesse / Sec	Fréquence récepteur
SG 5190	L 293 x W 53 x D 68	100 - 240 V AC	0.8 - 0.4 A	50 / 60 Hz	15 cm / sec	433 MHz
SG 5192	L 293 x W 53 x D 68	24 V DC	3.5 A	n/a	15 cm / sec	433 MHz
SG 5193	L 293 x W 53 x D 68	100 - 240 V AC	0.8 - 0.4 A	50 / 60 Hz	15 cm / sec	n/a

C. DIMENSIONS MOTEURS

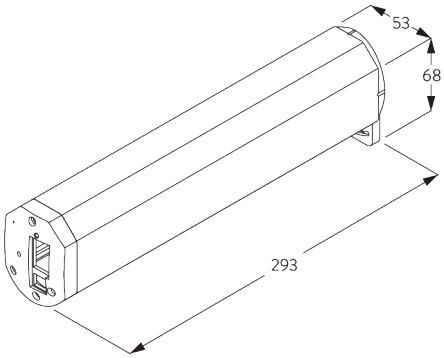

D. MODE DE COMMANDE

Voir le catalogue "Contrôles" pour des détails.

Inverseur mural

Le système peut être commandé par un inverseur fixe mural.

SG Control A

Plusieurs télécommandes manuelles et murales disponibles.

E. PLANS DE BRANCHEMENT

Se référer au site Silent Gliss.

ACCESSOIRES

A. ACCESSOIRES STANDARDS

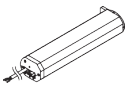

SG 5190
Moteur 100/240 V AC

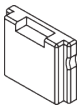

SG 10815
Cache

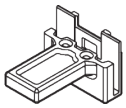

SG 10823
Connecteur de bande

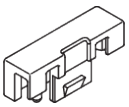

SG 10824
Pièce du connecteur de bande

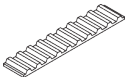

SG 10825
Bande d'entraînement

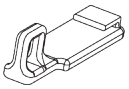

SG 10836
Masque pour 2 rideaux

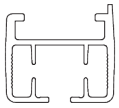

SG 10925
Profil

SG 10926
Bride

SG 10931
Rouleur

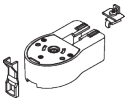

SG 10933
Set poulies



SG 10936
Set chariot

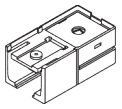

SG 10940
Poulie de retour

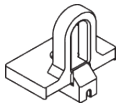

SG 10945
Bloqueur de course

B. ACCESSOIRES EN OPTION

SG 3582
Agrafe Delrin

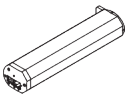

SG 5192
Moteur 24 V DC

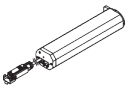

SG 5193
Moteur 100-240V AC

SG 6349
Ruban Wave transparent

SG 6363
Ruban à repasser

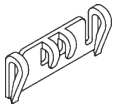

SG 6365
Crochet Wave

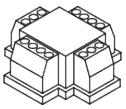

SG 9959
Unité Contrôle Central (relais)

SG 10075
Fil à plomb 50 gr/m

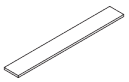

SG 10076
Barre de lestage

SG 10822
Conducteur principal

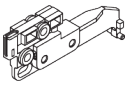

SG 10845
Conducteur Wave 1 rideau 80 mm

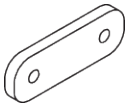

SG 10854
Support de chariot Wave



SG 10856
Extension Wave



SG 10867
Vis M4x16

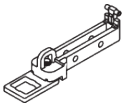

SG 10887
Extension Wave

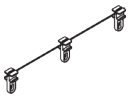

SG 10905
Glisseur Wave 80 mm

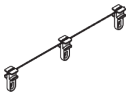

SG 10906
Glisseur Wave 60 mm

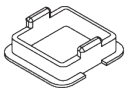

SG 10924
Bloqueur glisseur Wave

SG 10927
Crochet

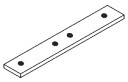

SG 10943
Pièce de raccord

SG 10946
Télécommande radio - 1 canal

SG 10947
Télécommande radio - 2 canaux + 1 canal groupé

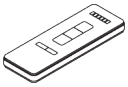

SG 10948
Télécommande radio - 6 canaux + 1 canal groupé

SG 10949
Télécommande radio mural sans fil - 1 canal

SG 10950
Télécommande radio murale sans fil - 2 canaux

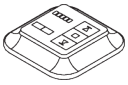

SG 10951
Télécommande radio murale sans fil - 5 canaux + 1 canal groupé

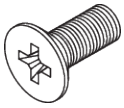

SG 11127
Vis M4x10

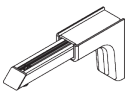

SG 11154
Universal Smart Fix 120 mm

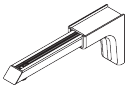

SG 11155

Universal Smart Fix 150 mm

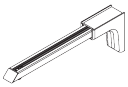

SG 11156

Universal Smart Fix 200 mm



SG 11158

Vis M4x12

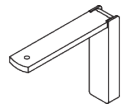

SG 11201

Smart Fix 80 mm

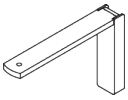

SG 11202

Smart Fix 100 mm

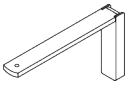

SG 11203

Smart Fix 120 mm

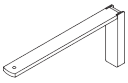

SG 11204

Smart Fix 150 mm

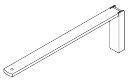

SG 11205

Smart Fix 200 mm

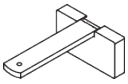

SG 11211

Square Smart Fix 80 mm

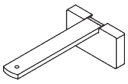

SG 11212

Square Smart Fix 100 mm

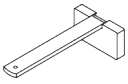

SG 11213

Square Smart Fix 120 mm

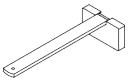

SG 11214

Square Smart Fix 150 mm

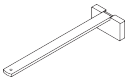

SG 11215

Square Smart Fix 200 mm

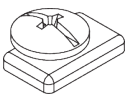

SG 11295

Arrêt

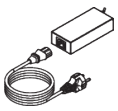

SG 11414

Alimentation 24V / 4A avec câble Prise UE

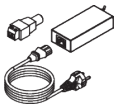

SG 11961

Alimentation 24V/4A avec câble Prise UE

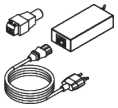

SG 11962

Alimentation 24V/4A avec câble Prise CH

SG 5600

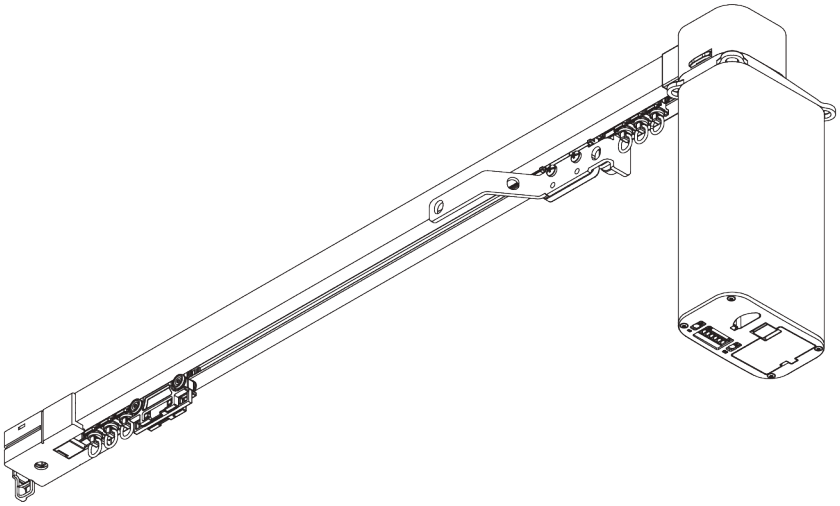

INFORMATION PRODUIT

- ***Mode de commande:*** *Motorisé*
- ***Gamme:*** *S - L*
- ***Installation:*** *Plafond, murale, encastrée*
- ***Couleurs:*** *Blanc RAL 9016, Noir RAL 9005 ou Aluminium, couleurs spéciales possibles (profil d'encastrement uniquement en Blanc RAL 9016, Noir RAL 9005 ou couleur spéciale)*
- ***Tissus:*** *Se référer à la collection tissu Silent Gliss*

Caractéristiques:

- *Moteur silencieux, rapide et puissant*
- *Rouleur bi-composants*
- *Rouleur Wave bi-composants*
- *Différentes options de contrôle*
- *Touch & Go, démarrage automatique*
- *Système débrayable avec repère de positionnement automatique*
- *Programmation facile*
- *100-250 AC et/ou 24 V DC en un moteur*
- *Cintrable*
- *Cintrable avec profil d'encastrement*

SPÉCIFICATION SYSTÈME

A. DIMENSIONS SYSTÈME

← max. →	kg max.
25 m	*65 kg*

Poids max. du rideau - rouleur 2C / rouleur Wave 2C

Jusqu'à 12 m: Fonctions Touch & Go, débrayage, mode de programmation automatique.

	2 m	4 m	6 m	8 m	10 m	12 m	15 m	18 m	21 m	25 m
	25	45	45	50	65	45	45	45	45	40
	25	45	45	50	65	45	45	45	45	40
	25	35	35	40	35	35	35	32	29	25
	25	35	35	40	35	35	35	32	29	25
	25	30	30	30	25	25	22	19	15	-
	25	30	30	30	25	25	22	19	15	-
	20	20	20	18	16	12	10	-	-	-
	20	20	20	18	16	12	10	-	-	-

(kg max.)

Poids max. du rideau - glisseur Wave

	2 m	4 m	6 m	8 m	10 m
	20	25	25	25	20
	20	25	25	25	20
	20	20	20	20	15
	20	20	20	20	15
	20	20	20	15	10
	20	20	20	15	10
	20	20	15	8	-
	20	20	15	8	-

(kg max.)

B. PROFIL

Profil et information de cintrage

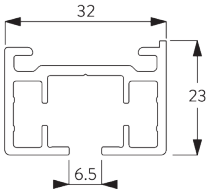

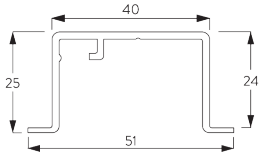

SG 10850

Profil

Rayon:
>25 cm

SG 10862

Profil d'encastrement

Rayon:
50 - 75 cm
>75 cm sur demande

C. PRISE DE MESURE

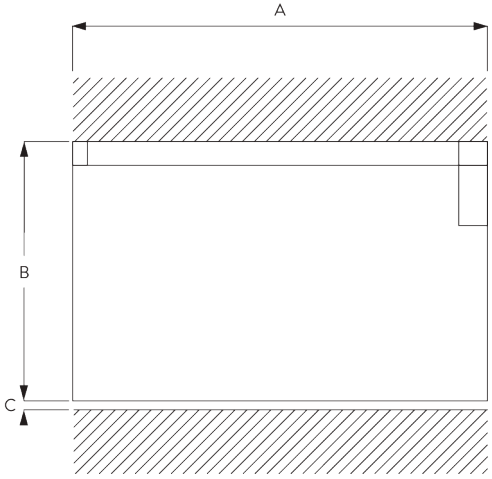

A: Largeur système
B: Hauteur système
C: Distance entre bas du rideau et le sol

INSTALLATION

A. INSTRUCTION DE POSE

Pour des informations détaillées, se référer au site web Silent Gliss.

Points de fixation

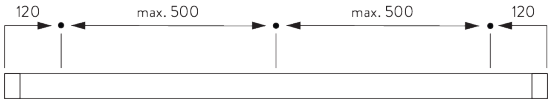



Le masque moteur doit être fixé (montage au plafond uniquement).

B. FIXATION PLAFOND

Bride SG 3004

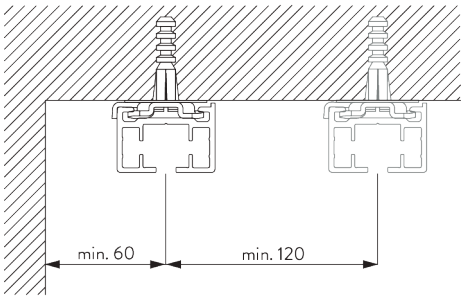

SG 3004
Bride

Fixation directe au plafond (rouleur bi-composants uniquement)

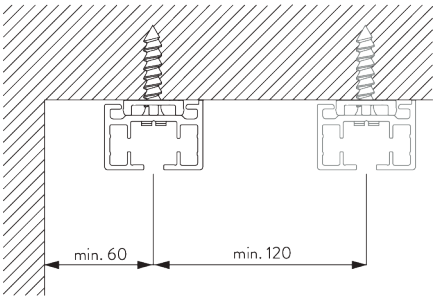

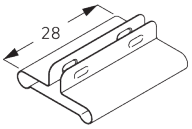

SG 7002
Protecteur de profil

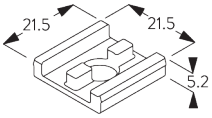

SG 10865
Clip pour montage

C. FIXATION MURALE

Smart Fix

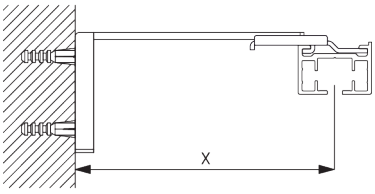

Smart Fix SG 11200 - SG 11205 et support SG 3041:
Vis SG 10492 (M4x8) nécessaire.

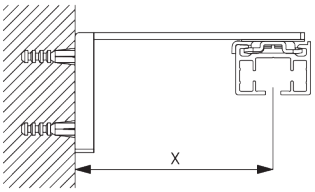

Smart Fix SG 11200 - SG 11205 et bride SG 3004:
Vis SG 10074 (M4x8) nécessaire.

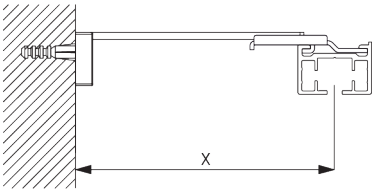

Square Smart Fix SG 11210 - SG 11215 et support SG 3041:
Vis SG 10492 (M4x8) nécessaire.

Smart Fix	*X mm (SG 3041)*	*X mm (SG 3004)*
SG 11200 / SG 11210	*83*	
SG 11201 / SG 11211	*103*	*72*
SG 11202 / SG 11212	*123*	*92*
SG 11203 / SG 11213	*143*	*112*
SG 11204 / SG 11214	*173*	*142*
SG 11205 / SG 11215	*223*	*192*
SG 11154	*128 - 156*	*102 - 130*
SG 11155	*158 - 186*	*132 - 160*
SG 11156	*208 - 236*	*182 - 210*

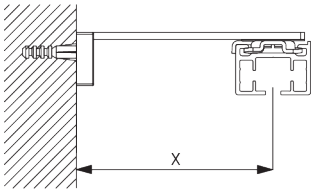

Square Smart Fix SG 11210 - SG 11215
et bride SG 3004:
Vis SG 10074 (M4x8) nécessaire.

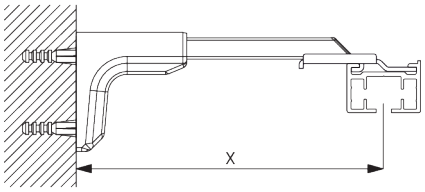

Universal Smart Fix SG 11154 - SG 11156
et support SG 3041:
Vis SG 10407 (M4x10) nécessaire.

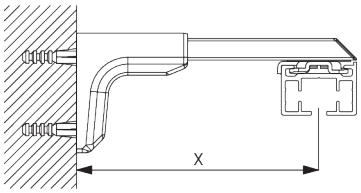

Universal Smart Fix SG 11154 - SG 11156
et bride SG 3004:
Vis SG 11158 (M4x12) nécessaire.

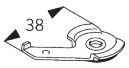

SG 3004
Bride

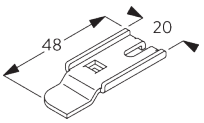

SG 3041
Support

SG 10074
Vis M4x8

SG 10407
Vis M4X10

SG 10492
Vis M4x8

SG 11158
Vis M4x12

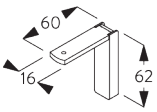

SG 11200
Smart Fix 60 mm

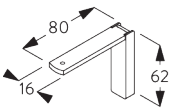

SG 11201
Smart Fix 80 mm

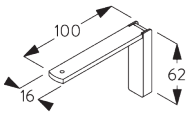

SG 11202
Smart Fix 100 mm

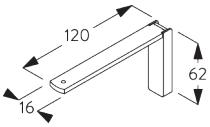

SG 11203
Smart Fix 120 mm

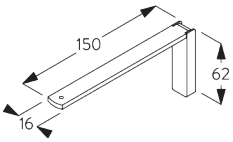

SG 11204
Smart Fix 150 mm

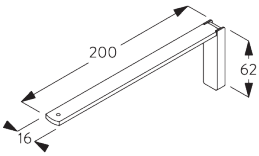

SG 11205
Smart Fix 200 mm

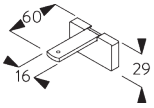

SG 11210

Square Smart Fix 60 mm

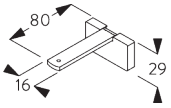

SG 11211

Square Smart Fix 80 mm

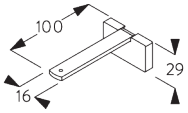

SG 11212

Square Smart Fix 100 mm

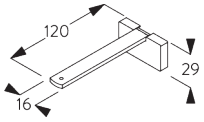

SG 11213

Square Smart Fix 120 mm

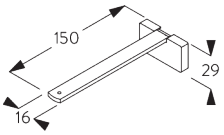

SG 11214

Square Smart Fix 150 mm

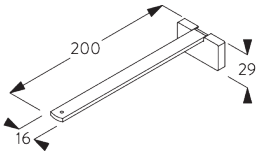

SG 11215

Square Smart Fix 200 mm

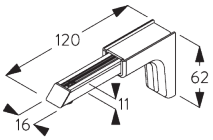

SG 11154

Universal Smart Fix 120 mm

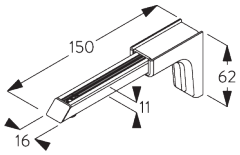

SG 11155

Universal Smart Fix 150 mm

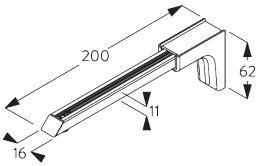

SG 11156

Universal Smart Fix 200 mm

D. FIXATION ENCASTREE

Profil d'encastrement SG 10862

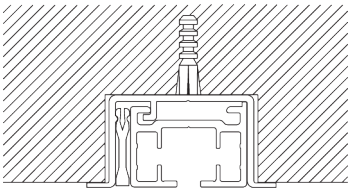

Une cale de blocage SG 5118 par point de fixation.
Pour des informations détaillées, se référer au site web Silent Gliss.

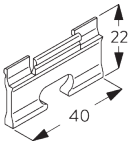

SG 5118

Pièce de blocage

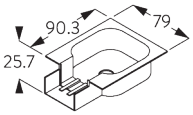

SG 10863

Masque profil d'encastrement coté moteur

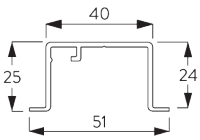

SG 10862

Profil d'encastrement

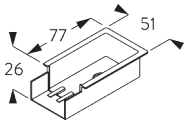

SG 10864

Masque profil d'encastrement

Moteur encastré dans le plafond suspendu

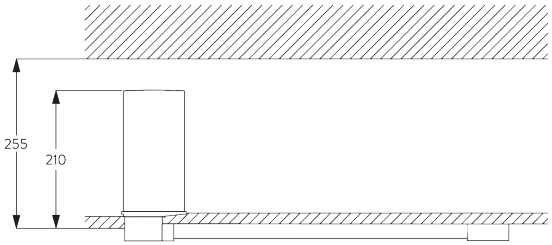

Profil fixé avec bride SG 3004.

Un accès dans le faux plafond est nécessaire pour la mise en place, la programmation et la maintenance.

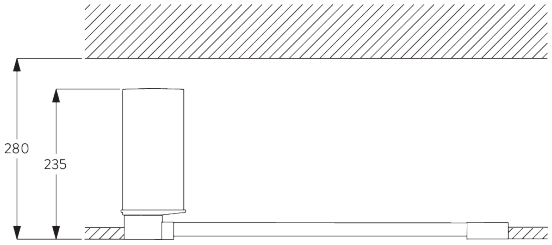

Profil SG 10862 encastré dans le plafond.

Un accès dans le faux plafond est nécessaire pour la mise en place, la programmation et la maintenance.

E. FIXATION SUSPENDU

Suspension SG 6105

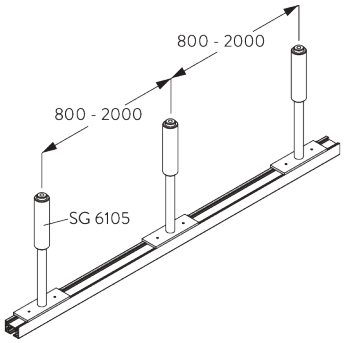

Le poids du rideau est réduit de 30 %.

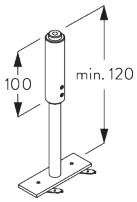

SG 6105

Suspension

Suspension V
SG 6107

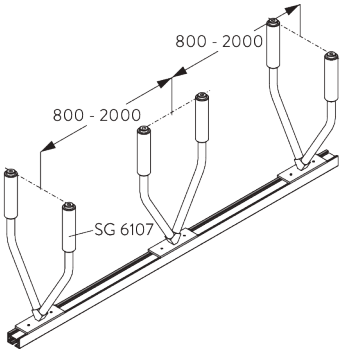

Le poids du rideau est réduit de 30 %.

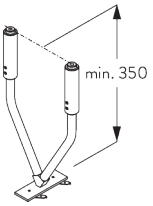

SG 6107
Suspension V complet équipé

OPTIONS SYSTÈME

A. WAVE

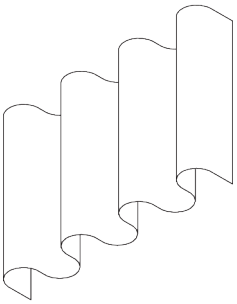

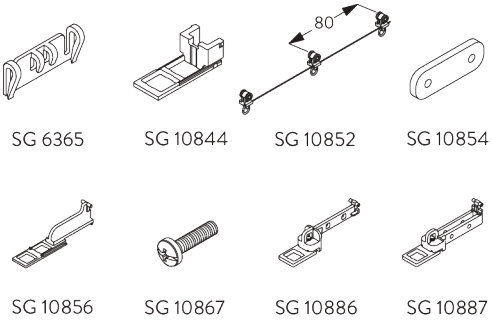

Composants Standards:
- *SG 6365 Crochet Wave*
- *SG 10844 Arrêt Wave*
- *SG 10852 Rouleur Wave bi-composants 80 mm*
- *SG 10854 Support de chariot Wave*
- *SG 10856 Blocage Wave, retour de bande*
- *SG 10867 Vis*
- *SG 10886 Extension Wave*
- *SG 10887 Extension Wave*

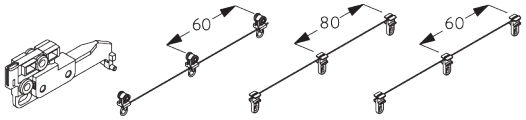

SG 10845 SG 10869 SG 10905 SG 10906

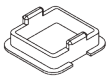

SG 10924

Composants en option:

- *SG 10845 Chariot principal 1 rideau 80mm*
- *SG 10869 Rouleur bi-composants Wave 60 mm (pas en 1 rideau)*
- *SG 10905 Glisseur Wave 80 mm*
- *SG 10906 Glisseur Wave 60 mm (pas en 1 rideau)*
- *SG 10924 Support glisseur Wave*

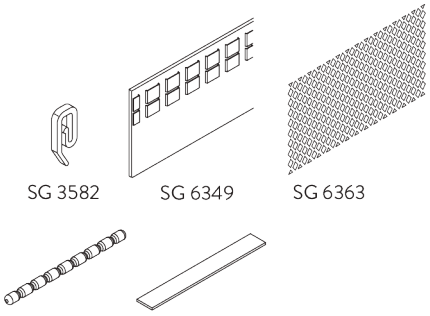

SG 3582 SG 6349 SG 6363

SG 10075 SG 10076

Composants de rideaux:

- *SG 3582 Crochet*
- *SG 6349 Ruban Wave transparent*
- *SG 6363 Ruban à repasser*
- *SG 10075 Fil à plomb 50 gr/m*
- *SG 10076 Barre de lestage*

Paquet rideau Wave - Rouler / Glisseur Bi-composants (standard)

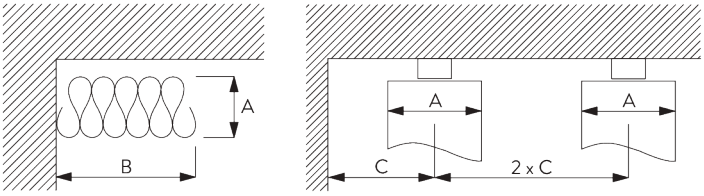

A = Epaisseur du Wave
B = Largeur paquet rideau
C = Ecartement minimum

Rouler / Glisseur Bi-composants SG 10852 / 10905	Nombre de poches entre crochets	Ampleur rideau Approximative	Epaisseur du Wave A	Largeur paquet rideau B*	Ecartement minimum C
80	6	~2.1	140	210 mm par ml de tringle	90
80	7	~2.3	160	210 mm par ml de tringle	100

Rouler / Glisseur Bi-composants SG 10869 / 10906	Nombre de poches entre crochets	Ampleur rideau Approximative	Epaisseur du Wave A	Largeur paquet rideau B*	Ecartement minimum C
60	4	~2.1	100	260 mm par ml de tringle	70
60	5	~2.3	120	260 mm par ml de tringle	80

**Dimension paquet B plus 190 mm par paquet rideau!*

MOTEURS ET CONTRÔLES

A. CARACTÉRISTIQUES MOTEUR

Moteur	SG 9060
Caractéristiques moteur	
Démarrage / Arrêt souple	●
Touch & Go, Démarrage automatique	●
Débrayage	●
Module Recepteur radio en option	●
Fins de course électronique	●
Compteur électronique de révolution moteur (illimité)	●
Deux fins de course intermédiaires possibles	●
Câblage en parallèle sans relais additionnel	●
Moteur DC haut de gamme avec technologie "Brushless"	●
Capteur de positionnent permanent (y compris sans alimentation)	●
100-250 V AC et / ou 24 V DC en un moteur	●
Câble connectable par fiche sur le moteur	●
Class IP	IP 40
Caractéristiques de contrôle	
Contrôle d'alimentation principale	●
Contrôle de contacts secs	●
Contact sec et / ou SG Contrôle N (avec module radio)	●
SG Contrôle N (avec module radio)	●
Smart by Silent Gliss (avec module smart)	●
Compatible avec les systèmes automates classiques (avec l'interface adéquate)	●

B. SPÉCIFICATIONS MOTEUR

Voir le site Web pour le schéma de câblage.

Moteur	Dimensions moteur	Voltage AC	Voltage DC	Ampérage	Fréquence	Vitesse / Sec	Fréquence récepteur
SG 9060	L 206 x W 60 x D 96	100 - 250 V AC	24 V DC	1.3 - 0.5 A	50 - 60 Hz	21 cm / sec	-
SG 9060 avec SG Control N	L 226 x W 60 x D 96	100 - 250 V AC	24 V DC	1.3 - 0.5 A	50 - 60 Hz	21 cm / sec	433 MHz
SG 9060 avec Smart by SG	L 226 x W 60 x D 96	100 - 250 V AC	24 V DC	1.3 - 0.5 A	50 - 60 Hz	21 cm / sec	Smart by SG

C. DIMENSIONS MOTEURS / MODULES

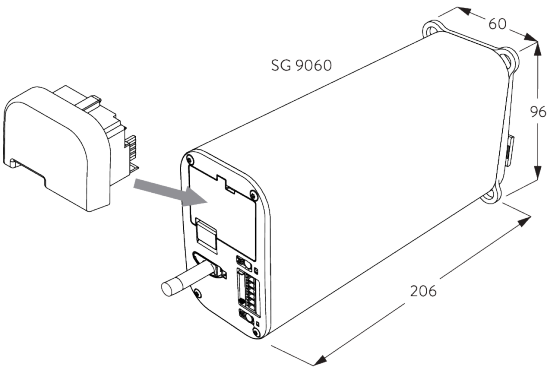

Le moteur SG 9060 peut être équipé avec le module suivant:

- *SG 11939 module radio SG Contrôle N*
- *SG 11270 Module Smart*

Voir la section Contrôle pour des détails.

D. MODE DE COMMANDE

Voir le catalogue "Contrôles" pour des détails.

Inverseur mural

Le système peut être commandé par un inverseur fixe mural.

SG Control N

Plusieurs télécommandes manuelles et murales disponibles.

Application Move Silent Gliss.

Smart by Silent Gliss

Système de communication bidirectionnel de conception ouverte qui permet d'intégrer parfaitement les produits à la plupart des principaux systèmes de contrôle domestique. Module Smart SG 11270 nécessaire.

E. PLANS DE BRANCHEMENT

Se référer au site Silent Gliss.

ACCESSOIRES

A. ACCESSOIRES STANDARDS

SG 3004
Bride

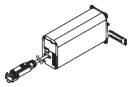

SG 9060
Moteur 100-250 V Ac & 24V DC

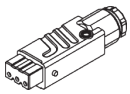

SG 9917
Fiche raccordement male

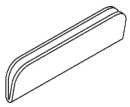

SG 10725
Support de distance de programmation

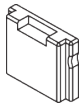

SG 10815
Cache

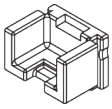

SG 10816
Cache moteur

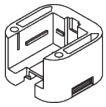

SG 10817
Support Moteur

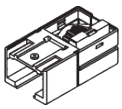

SG 10819
Poulie de retour

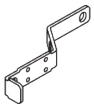

SG 10821
Chariot recouvrement

SG 10822
Conducteur principal

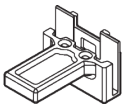

SG 10823
Connecteur de bande

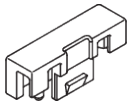

SG 10824
Pièce du connecteur de bande

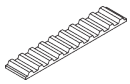

SG 10825
Bande d'entraînement

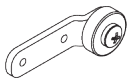

SG 10826
Support de chariot d'entrainement

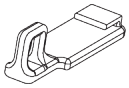

SG 10836
Masque pour 2 rideaux

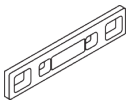

SG 10837
Pièce Accroche 2ème rideau

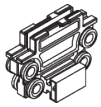

SG 10838
Conducteur 2ème rideau

SG 10840
Rouleur bi-composant

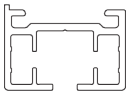

SG 10850
Profil



SG 10923
Vis M4x12 pour connecteur bande

B. ACCESSOIRES EN OPTION

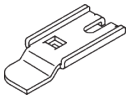

SG 3041
Support

SG 3582
Agrafe Delrin

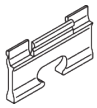

SG 5118
Pièce de blocage

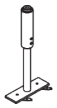

SG 6105
Suspension

SG 6107
Suspension V complet équipé

SG 6349
Ruban Wave transparent

SG 6363
Ruban à repasser

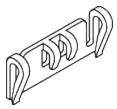

SG 6365
Crochet Wave

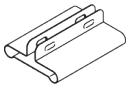

SG 7002
Protecteur de profil



SG 9916
Hirschmann Kit d'accouplement

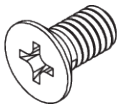

SG 10074
Vis M4x8



SG 10075
Fil à plomb 50 gr/m

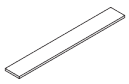

SG 10076
Barre de lestage

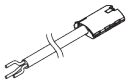

SG 10293
Câble de branchement moteur - 3, 5 et 10 m en option

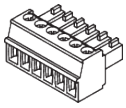

SG 10714

Connecteur 6 broches, MC 1.5 / 6-ST-3.81

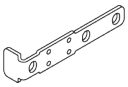

SG 10820

Chariot droit

SG 10831

Pièce de raccordement

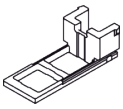

SG 10844

Bloqueur glisseur Wave coté moteur

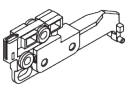

SG 10845

Conducteur Wave 1 rideau 80 mm

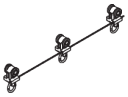

SG 10852

Rouleur Wave Bi-composants 80 mm

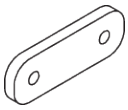

SG 10854

Support de chariot Wave

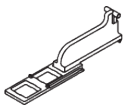

SG 10856

Extension Wave

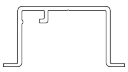

SG 10862

Profil d'encastrement

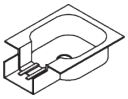

SG 10863

Masque profil d'encastrement coté moteur

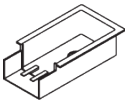

SG 10864

Masque profil d'encastrement

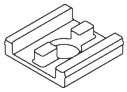

SG 10865

Clip pour montage



SG 10867

Vis M4x16

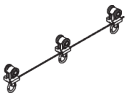

SG 10869

Rouleur Wave Bi-composants 60 mm



SG 10886

Extension Wave

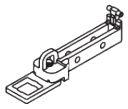

SG 10887

Extension Wave

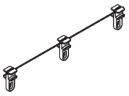

SG 10905

Glisseur Wave 80 mm

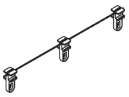

SG 10906

Glisseur Wave 60 mm

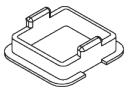

SG 10924

Bloqueur glisseur Wave

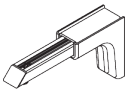

SG 11154

Universal Smart Fix 120 mm

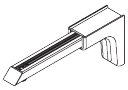

SG 11155

Universal Smart Fix 150 mm

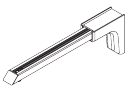

SG 11156

Universal Smart Fix 200 mm



SG 11158

Vis M4x12

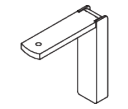

SG 11200

Smart Fix 60 mm

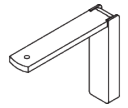

SG 11201

Smart Fix 80 mm

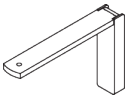

SG 11202

Smart Fix 100 mm

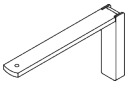

SG 11203

Smart Fix 120 mm

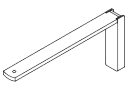

SG 11204

Smart Fix 150 mm

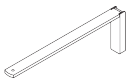

SG 11205

Smart Fix 200 mm

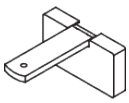

SG 11210

Square Smart Fix 60 mm

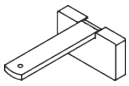

SG 11211

Square Smart Fix 80 mm

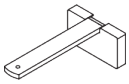

SG 11212

Square Smart Fix 100 mm

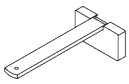

SG 11213

Square Smart Fix 120 mm

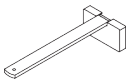

SG 11214

Square Smart Fix 150 mm

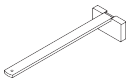

SG 11215

Square Smart Fix 200 mm

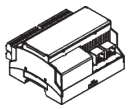

SG 11260

Passerelle Cedia

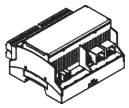

SG 11261

Passerelle KNX

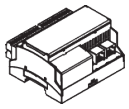

SG 11262

Module d'extension

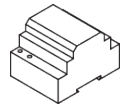

SG 11264

Alimentation 24V DC, 3.8A Rail DIN

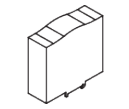

SG 11265

Alimentation 24V DC, 5A Rail DIN

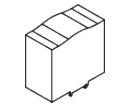

SG 11266

Alimentation 24V DC, 10A Rail DIN

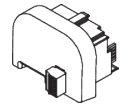

SG 11270

Module Smart

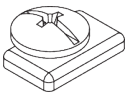

SG 11295

Arrêt



SG 11325

Bloc de jonction 6 contacts, MC 1.5/6 ST-3.81

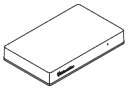

SG 11900

Move Server

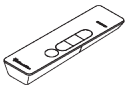

SG 11931

Télécommande radio 1 canal

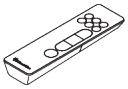

SG 11932

Télécommande radio 6 canaux

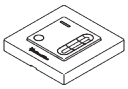

SG 11936

Télécommande radio murale 1 canal

SG 11937

Télécommande radio murale 6 canaux

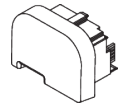

SG 11939

Module Radio control N

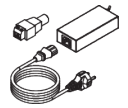

SG 11961

Alimentation 24V/4A avec câble Prise UE

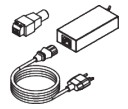

SG 11962

Alimentation 24V/4A avec câble Prise CH

SG 5800

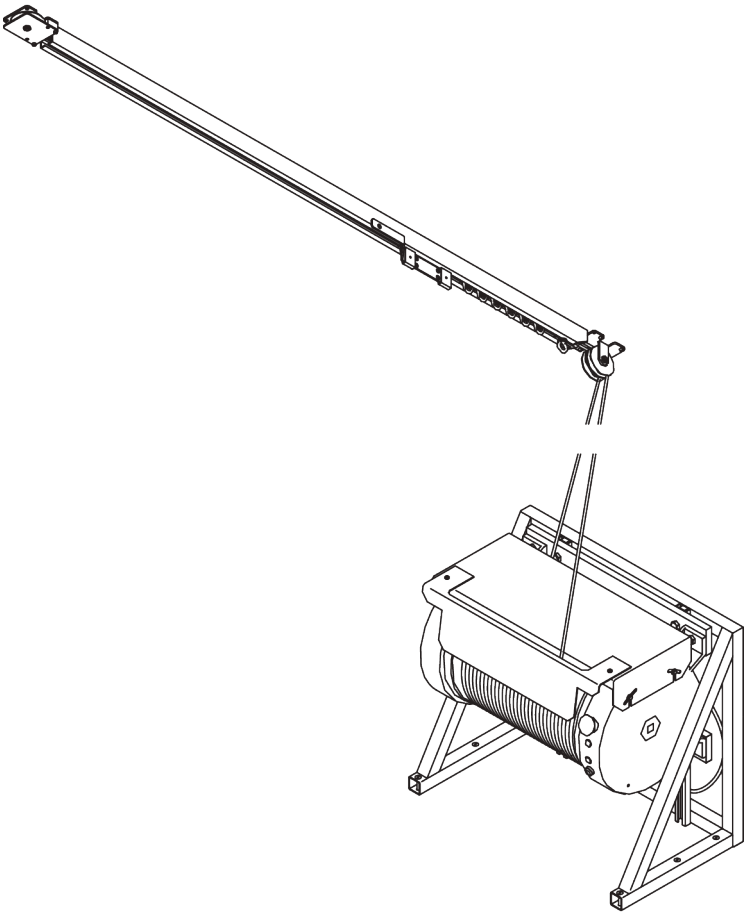

INFORMATION PRODUIT

- ***Mode de commande:*** *Motorisé*
- ***Gamme:*** *L*
- ***Installation:*** *Plafond, moteur placé au sol/mur*
- ***Couleurs:*** *Blanc RAL 9016 ou Aluminium, couleurs spéciales possibles*
- ***Tissus:*** *Se référer à la collection tissu Silent Gliss*

Caractéristiques:

- *Très résistant, jusqu'à 270 kg de poids de rideau*
- *Différentes options de contrôle*
- *Bouton d'arrêt d'urgence*
- *Cintrable*

SPÉCIFICATION SYSTÈME

A. DIMENSIONS SYSTÈME

← max. →

60 m

kg max.

270 kg

Poids maximum du rideau avec rouleurs

	10 m	20 m	30 m	40 m	50 m	60 m
	245	227	210	-	-	-
	270	252	234	216	198	180
	185	173	160	-	-	-
	190	180	170	160	150	140
	135	127	120	-	-	-
	140	132	124	116	108	100
	70	65	60	-	-	-
	75	68	61	54	47	40
	55	45	40	-	-	-
	60	57	54	51	48	45

(kg max.)

B. PROFIL

Profil et information de cintrage

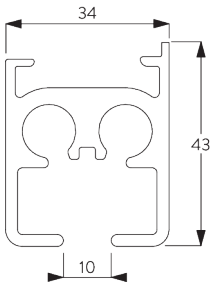

SG 5810

Profil

Rayon:
>50 cm

C. PRISE DE MESURE

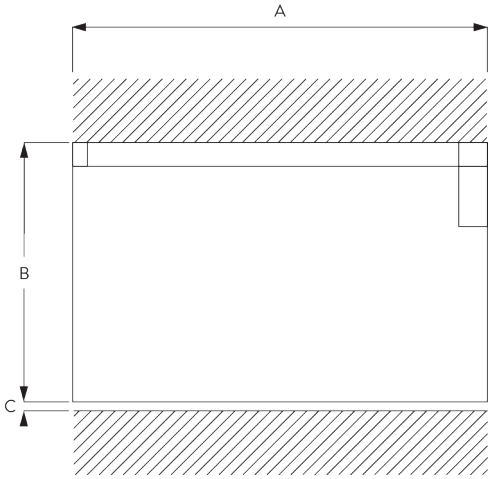

A: Largeur système
B: Hauteur système
C: Distance entre bas du rideau et le sol

Montage parallèle des profils



Pour un meilleur recouvrement, deux profils peuvent être installés en parallèle. Min 76 mm à l'axe des deux profils.

INSTALLATION

A. INSTRUCTION DE POSE

Pour des informations détaillées, se référer au site web Silent Gliss.

Points de fixation

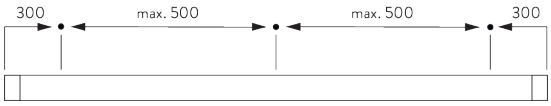

B. FIXATION PLAFOND

Bride SG 6209

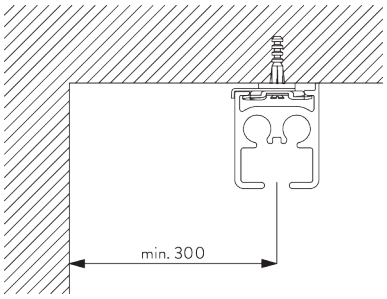

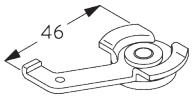

SG 6209
Bride

C. INSTALLATION MOTEUR

Au sol avec un cadre SG 5813 et SG 5821 / SG 5822

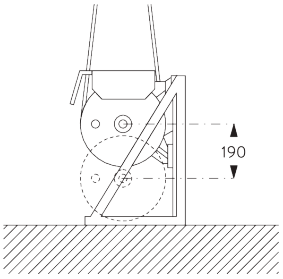

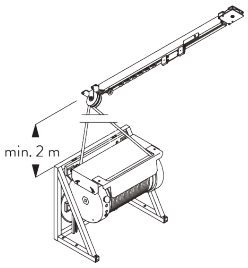

Le câble metallique gainé est mis en tension avec le poids moteur. Réglage vertical possible sur 190 mm.

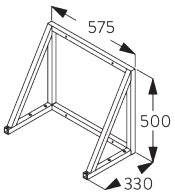

SG 5813

Support moteur pour fixation sol

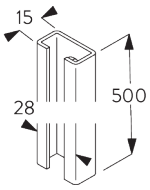

SG 5821

Profil de guidage

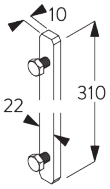

SG 5822

Coulisseau

Au mur avec support SG 5821 / SG 5822

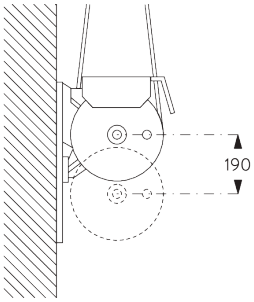

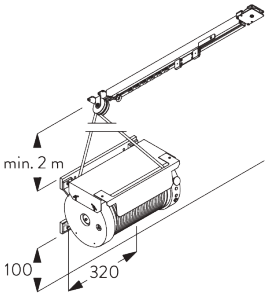

Le câble metallique gainé est mis en tension avec le poids moteur. Réglage vertical possible sur 190 mm.

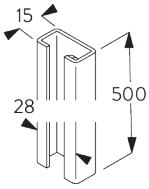

SG 5821

Profil de guidage

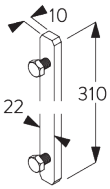

SG 5822

Coulisseau

Au mur au dessus de la tringle

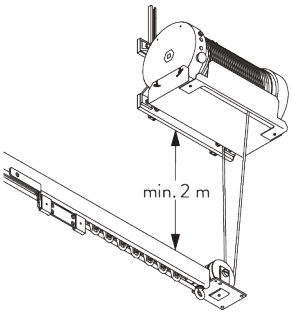

MOTEURS ET CONTRÔLES

A. CARACTÉRISTIQUES MOTEUR

Moteur	SG 5805 230 V AC	SG 5805 115 V AC
Caractéristiques moteur		
Fins de course mécanique	●	●
Compteur mécanique de révolution (illimité)	●	●
Caractéristiques de contrôle		
Contrôle d'alimentation principale	●	●
SG Contrôle N (récepteur externe nécessaire)	●	●
Compatible avec les systèmes automates classiques (avec l'interface adéquate)	●	●

B. SPÉCIFICATIONS MOTEUR

Voir le site Web pour le schéma de câblage.

Moteur	Dimensions moteur	Puissance	Voltage	Ampérage	Fréquence	Vitesse / Sec
SG 5805	L 485 x H 310 x D 305	500 W	230 V AC	2.2 A	50 Hz	20 cm / sec
SG 5805	L 485 x H 310 x D 305	550 W	115 V AC	5 A	60 Hz	20 cm / sec

C. DIMENSIONS MOTEUR

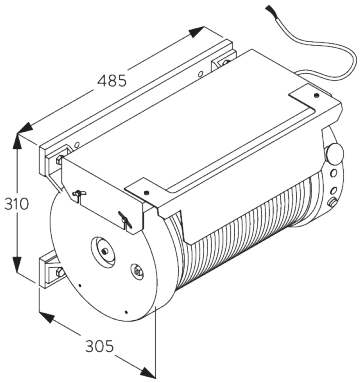

D. MODE DE COMMANDE

Voir le catalogue "Contrôles" pour des détails.

Inverseur mural

Le système peut être commandé par un inverseur fixe mural.

SG Control N

Plusieurs télécommandes manuelles et murales disponibles.
Un récepteur radio est nécessaire.

Application Move Silent Gliss.

E. PLANS DE BRANCHEMENT

Se référer au site Silent Gliss.

ACCESSOIRES

A. ACCESSOIRES STANDARDS

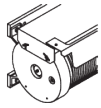

SG 5805

Moteur

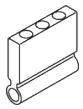

SG 5806

Conducteur

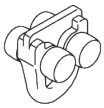

SG 5809

Rouleur

SG 5810

Profil

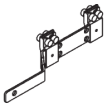

SG 5811

Chariot croisant

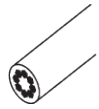

SG 5814

Câble

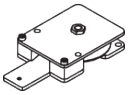

SG 5815

Poulie de retour

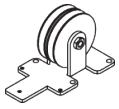

SG 5816

Poulie d'entraînement

SG 5821

Profil de guidage

SG 5822

Coulisseau

SG 5824

Vis d'arrêt

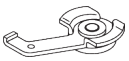

SG 6209

Bride



SG 9916

Hirschmann Kit d'accouplement

B. ACCESSOIRES EN OPTION

SG 5813

Support moteur pour fixation sol

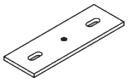

SG 5829

Plaque de fixation

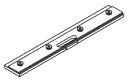

SG 6203

Pièce de raccord

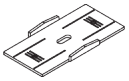

SG 6228

Support

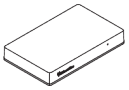

SG 11900

Move Server

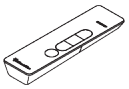

SG 11931

Télécommande radio 1 canal

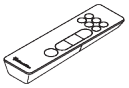

SG 11932

Télécommande radio 6 canaux

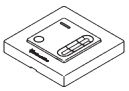

SG 11936

Télécommande radio murale 1 canal

SG 11937

Télécommande radio murale 6 canaux

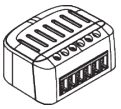

SG 11938

Récepteur radio BiDi Shutter

Les architectes du silence

Silent Gliss est le premier fournisseur mondial d'équipements de protection visuelle et solaire d'intérieur de haute qualité. Depuis 1952, l'emploi des technologies les plus récentes ainsi que les efforts inlassables de recherche de précision permettent de mettre au point en Suisse des systèmes de rideaux plus silencieux et simples à utiliser que n'importe quel autre système au monde.

Pour répondre aux besoins de nos clients, nous proposons des produits fonctionnels et sans entretien, faits sur mesure. Des conseils techniques d'experts dans le domaine résidentiel et commercial ainsi que des services d'installation et d'assistance complètent notre gamme. Silent Gliss privilégie toujours les solutions sur mesure innovantes, pratiques et durables, d'un design exceptionnel et d'une qualité supérieure.

Silent Gliss SARL
Parc d'Activitées des Petits Carreaux
4, Ave. des Coquelicots
94380 Bonneuil sur Marne
France
T 01 4339 6666
F 01 4339 0120
info@silentgliss.fr

silentgliss.fr